



ORANGE UNIFIED SCHOOL DISTRICT

Measure S Bond Program

February 2023 Monthly Progress Report



PERIOD COVERED:
February 1-28, 2023

FISCAL YEAR
FY 2022-2023

PROGRESS REPORT NO.
PR-068-2023-068

PREPARED BY:

CUMMING
Building Value Through Expertise



TABLE OF CONTENTS

1.0 Executive Summary

- 1.1 Program Summary
- 1.2 Program Highlights/Key Milestones
- 1.3 Look Ahead (next 90 days)

2.0 Project Status Report

PHASE 1:

- Canyon HS – Science Center
- El Modena HS – Science Center
- Orange HS – Utility Infrastructure (Increment # 1)
- Orange HS – Science Center (Increment # 2)
- Villa Park HS – Interim Housing & Science Center

PHASE 2:

- Canyon HS - Modernization
- El Modena HS - Modernization
- Orange HS - New & Building Modernization
- Villa Park HS - New Building & Modernization

3.0 Financial Report

- 3.1 Project Cost Estimate
 - Summary with Quarterly totals
 - Budget vs Actuals with Vendor details per High School
- 3.2 Cash Flow Projections

4.0 Program Schedule Summary

- 4.1 Phase I Schedule Summary
- 4.2 Phase II Schedule Summary



1.0 EXECUTIVE SUMMARY

1.1 Program Summary

Division of State Architects (DSA) approval to establish [Phase 1](#) design criteria completed as follows:

- (Completed) September 22, 2020 - El Modena HS Phase 1 Quad (04-119124)
- (Completed) October 24, 2019 - Villa Park HS New Parking and Drop Off (04-118521).
- (Completed) June 25, 2019 - Orange HS Custom Tensile Fabric Shade Structures (04-118351)
- (Completed) May 2, 2019 - Canyon HS Interim Modular Kitchen (04-118418)
- (Completed) January 31, 2019 - Canyon HS Science Center (04-117300)
- (Completed) November 6, 2018 - El Modena HS Science Center (04-117098)
- (Completed) August 16, 2018 - Villa Park HS Science Center (04-117022)
- (Completed) July 12, 2018 - Orange HS Science Center (Increment # 2) (04-116859)
- (Completed) April 10, 2018 - Orange HS Increment # 1 (Satellite Kitchen) (04-116673.2)
- (Completed) March 1, 2018 - Orange HS Increment #1 (Infrastructure Upgrades, Move Relocatable Buildings, Bus Drop-Off, Restroom Renovation Project) (04-116673.1)
- (Completed) February 7, 2018 - Villa Park HS Interim Housing (DSA Application #04-116788)

[Phase 1](#) construction started (NTP) / completed (NOC), as follows:

- Construction Start - June 15, 2018 – Orange HS Site Infrastructure (Increment #1) (04-116673)
 - (DSA Completed) September 4, 2019 – Orange HS Site Infrastructure (Increment #1) (04-116673)
- Construction Start January 7, 2019 – Villa Park HS (Int Housing and Science Center) (04-117022)
 - (DSA Completed) March 17, 2022 – Interim Housing (04-116788)
 - (DSA Completed) March 21, 2022 – Parking Lot Drop-Off (04-118521)
 - (Completed) January 20, 2023 – Villa Park HS Science Center (04-117022)
- Construction Start February 18, 2019 – Orange HS Science Center (Increment #2) (04-116859)
 - (DSA Completed) April 8, 2020 – Custom Tensile Fabric Shade Structure (04-118351)
 - (DSA Completed) August 11, 2021 – Orange HS Science Center (Increment #2) (04-116859)
- Construction Start April 2, 2019 – El Modena HS Science Center (04-117098)
 - (Completed) January 20, 2023 – El Modena HS Science Center (04-117098)
- Construction Start June 12, 2019 – Canyon HS Interim Housing & Science Center (04-117300)
 - (DSA Completed) August 7, 2020 – Interim Modular Kitchen (04-118418)
 - (Completed) January 20, 2023 – Canyon HS Science Center (04-117098)

Division of State Architects (DSA) approval to establish [Phase 2](#) design criteria as follows:

- (Completed) September 10, 2021 – Villa Park HS Phase 2 (04-119694)
- (Completed) May 6, 2022 – El Modena HS Phase 2 (04-120032)



- (Completed) January 25, 2022 – Orange HS Phase 2 (04-120151)
- (Completed) January 14, 2022 – Canyon HS Phase 2 (04-120410)

Phase 2 construction started (NTP) / completed (NOC), as follows:

- Construction Start - September 23, 2021 – Orange HS Bldg. 300 Admin Swing Space (S2122-001C)
 - (Completed) March 1, 2022 – Orange HS Bldg. 300 Admin Swing Space (S2122-001C)
- Construction Start November 3, 2022 – Villa Park HS (S2223-001)(New Classroom Building & Building 100/200 Modernization) (04-119694)
- Construction Start December 23, 2022 – Orange HS (S2223-004C) (Temporary Modular Classrooms (four) (04-xxxxxx)
- Construction Start January 3, 2023 – Orange HS (S2223-002)(2-story Classroom & Student Services Building) (04-120151)

1.2 Program Highlights/Key Milestones

California Environmental Quality Act (CEQA) Compliance ACHIEVED on Phase 1 (as required by law):

- Villa Park HS Science Center – Notice of Exemption (Board approved on 9/20/18).
- Canyon HS Science Center – Notice of Exemption (Board approved on 7/26/18).
- Orange HS Science Center – Notice of Exemption (Board approved on 3/8/18).
- El Modena HS Science Center – Notice of Exemption (Board approved on 3/8/18).

California Environmental Quality Act (CEQA) Compliance ACHIEVED on Phase 2 (as required by law):

- Orange HS Phase 2 – Based on CEQA review, no new Notice of Exemption needed.
- Villa Park HS Phase 2 – Notice of Exemption (Board approved on 4/14/22).
- Canyon HS Phase 2 – Notice of Exemption (Board approved on 5/5/22).
- El Modena HS Phase 2 – Notice of Exemption (Board approved on 5/5/22).

Program Wide Cash Flow Projection / Bond Issuance

- On January 25, 2023, the Citizen’s Oversight Committee meeting was held in District Office, conference room B. The Measure S team gave an update of Phase I and Phase II projects. There was a Measure S Bond Audit presentation by Nigro & Nigro. Next meeting tentatively scheduled for April 2023 pursuant to the calendar approval.
- As of February 28, 2023, the overall project budgets are being reviewed with a CM and program management team weekly and revised for Phase 2 changes as approved by Senior Executive Director and the CBO.

Project Achievements:

As of February 28, 2023, processed the Retention Release payment application # 39 for ACI on El Modena HS Science Center project, upon completion of the 30-days after approval of the NOC. All withhold costs were included.



As of February 28, 2023, processed the Retention Release payment application # 42 for ACI on Villa Park HS Science center, upon completion of the 30-days after approval of the NOC. All withhold costs were included.

On February 2, 2023, the Board approved the **Inspector of Record** from **The Anaheim Group**, proposal dated 1/6/2023, for the Measure S – Division of State Architect Project Inspector of Record consultant services for the **Canyon HS Phase 2** project, reflecting a cost of: **\$246,096.00**.

On February 2, 2023, the Board approved the award of **Amendment No. 4** to **Harley Ellis Devereaux (HED)**, in the amount of **\$3,000.00**, for the DSA (Division of State Architect) fee deadlines imposed while District was on winter break in December 2022, for the Interim Housing design placement of Ten (10) modular classrooms & One (1) Restroom modular building, at **El Modena HS Phase 2** project.

On February 2, 2023, the Board approved the proposal received from **Smith-Emery Laboratories** (see attached), in the amount of **\$53,785.29**, for the Construction Material Testing and Special Inspection Lab of Record services **Independent Consultant Agreement for Professional Services** for the **Canyon HS Modernization Phase 2** project.

1.3 Look Ahead (next 90 days)

Board of Education Agenda

March 2nd

No Measure S items were needed.

Program Wide

- Orange HS Phase II –PCL Construction, Inc.; on site prepping for demo of 100/200 building, and continuing with the hazardous material consultant (Encorp) to monitor the abatement needed prior to the demolition of the existing Administration Building, and a 1-story Science Building.
- Orange HS Phase II – Establish a contract with New Dimension to move the flagpole that is being salvaged, onto the existing school site at a location to be named by the principal.
- Orange HS Phase II – Establish a contract with AMS.net to establish a temporary paging system with outdoor speakers, to replace the bell and paging systems during this Phase 2 construction.
- El Modena HS Science Center – Working on the DSA 310-N Notification of Requirement for Certification for Construction of-Science Classroom Building (04-117098), for all parties (Architect, Inspector, Lab of Record, and General Contractor), to complete all the DSA forms and open filed trip note items needed. Pursuing the DSA certificate of compliance.



- El Modena HS Science Center – Keeping track of the notices that are still being sent on this contract after the retention release payment application # 39 was processed. Keeping district legal notified.
- El Modena HS Phase II – working under the Notice of Intent to Award (NOA), the awarded bidder, Bernard Bros, is preparing the documents required under the NOA. After successful submission the purchase order contract and Notice to Proceed (NTP) will be issued.
- El Modena HS Phase II – Board awarded contract with Elite Modular to place, ten (10) relocatable classroom buildings and one (1) Boy/Girl/ Staff Restroom building. These relocatable units will provide classroom and restroom swing space use for the school this summer for the next phase of this modernization Phase 2 building project.
- El Modena HS Phase II – the Move Manager is working with the principal and teachers for the swing space in building 500, that will be needed to house the classrooms for the building 800 move. Also discussing the need of temporary modular classroom to facilitate the temp moves needed for the campus modernization this summer.
- Villa Park HS Interim Housing & Science Center – Working on the DSA 310-N Notification of Requirement for Certification for Construction of-Science Classroom Building (04-117022), for all parties (Architect, Inspector, Lab of Record, and General Contractor), to complete all the DSA forms and open filed trip note items needed. Pursuing the DSA certificate of compliance.
- Villa Park HS Interim Housing & Science Center – Keeping track of the notices that are still being sent on this contract after the retention release payment application # 42 was processed. Keeping district legal notified.
- Villa Park HS Phase II –Pinner Construction, excavating and continuing to prepare the site for the new building footers and grade beams. Pull permit and start the excavation and ground preparation for the new storm water piping on the west side of the project site.
- Canyon HS Science Center – After NOC approval, Swinerton Builders is completing close out items and remaining punch list items preparing for the retention payment application release. Preparing to file for DSA 168 for final project costs, to awaiting DSA response on certificate of compliance.
- Canyon HS Science Center – Working on the DSA 310-N Notification of Requirement for Certification for Construction of-Science Classroom Building (04-117300), for all parties (Architect, Inspector, Lab of Record, and General Contractor), to complete all the DSA forms and open filed trip note items needed.
- Canyon HS Phase II – The bid was posted for S2223-005 Canyon HS Building C Modernization, reflecting a bid due date of: March 9, 2023.



- Canyon HS Phase II – Moving forward to establish all the construction support contracts in preparation of the construction start.



2.0 PROJECT STATUS REPORT (PHASE 1)



Canyon High School
New STEM Building



EL MODENA SCIENCE CENTER
03.11.2017

Overall View



Orange High School Science Center



ST VILLA PARK HIGH SCHOOL





CANYON HIGH SCHOOL

CANYON HS SCIENCE CENTER

- | | |
|--|---|
| <ul style="list-style-type: none"> ✓ 12 Laboratory Rooms ✓ 12 General Classrooms ✓ Student Services ✓ New Food Services ✓ New Kitchen | <ul style="list-style-type: none"> ✓ New Multi-Purpose Room Entry ✓ Parking Lot Improvements ✓ Infrastructure Upgrade and Improvements ✓ Landscape Improvements |
|--|---|

Project Update (Close Out):

- As of 2/28/23, Working on the DSA 310-N Notification of Requirement for Certification (60-day) for Construction of 1-Science Classroom Building, 1-Multi-purpose Building H, 1-Kitchen, and 1-Parking Lot (04-117300), for all parties (Architect, Inspector, Lab of Record, and General Contractor), to complete all the DSA forms needed. Pursuing the DSA certificate of compliance.
- As of 2/28/23, preparing the Retention Release payment application # 43. Analyzing if any withhold costs will be necessary prior to the 30-day release of retention after NOC.

[See Construction Photo's below:](#)



Left to right: Aerial shot of the completed Canyon HS STEM Center (front of campus, Imperial Hwy view).





EL MODENA HS SCIENCE CENTER

- ✓ 12 Laboratory Rooms
- ✓ 1 General Classrooms
- ✓ 2 Medically Fragile Classrooms

- ✓ Relocation of Campus MDF
- ✓ Technology & Utility Upgrade
- ✓ Landscape Improvements

Project Update (Close Out):

- As of 2/28/23, Working on the DSA 310-N Notification of Requirement for Certification for Construction of 1-Science Classroom Building (04-117098), for all parties (Architect, Inspector, Lab of Record, and General Contractor), to complete all the DSA forms needed. Pursuing the DSA certificate of compliance.
- As of 2/28/23, processed the Retention Release payment application # 39 upon completion of the 30-days after approval of the NOC. All withhold costs were included.

[See Completion Photo below:](#)



El Modena HS – Science Center STEM Building
(Main entrance, facing campus)





ORANGE HS SCIENCE CENTER

- ✓ 12 Laboratory Rooms
- ✓ 1 General Classrooms

- ✓ New Panther Pavilion Plaza
- ✓ 2 Medically Fragile Classrooms

Project Update Increment # 2 – Science Center (**Completion**):

[See Completion Photo below:](#)



Orange HS – Science Center STEM Building
(Dusk with lights)

Orange High School
"ONCE A PANTHER, ALWAYS A PANTHER™"



VILLA PARK HIGH SCHOOL
 SCHOOL OF EXCELLENCE



VILLA PARK HS SCIENCE CENTER	
<ul style="list-style-type: none"> ✓ 12 Laboratory Rooms ✓ 2 General Classrooms ✓ 2 Medically Fragile Classrooms 	<ul style="list-style-type: none"> ✓ Demolish existing building 300 ✓ Install 10 New Portable Buildings
<p>Project Update (Close Out):</p> <ul style="list-style-type: none"> • As of 2/28/23, Working on the DSA 310-N Notification of Requirement for Certification for Construction of 1-Science Classroom Building (04-117022), for all parties (Architect, Inspector, Lab of Record, and General Contractor), to complete all the DSA forms needed. Pursuing the DSA certificate of compliance. • As of 2/28/23, processed the Retention Release payment application # 42 upon completion of the 30-days after approval of the NOC. All withhold costs were included. <p style="color: blue; text-decoration: underline;">See Completion Photo below:</p>	



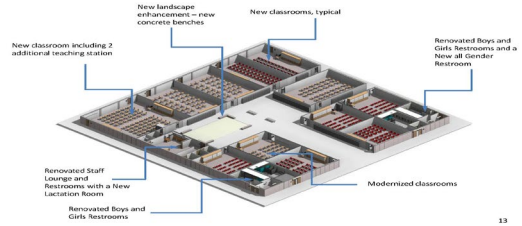
Villa Park HS – Science Center STEM Building
 (The new Biofiltration area in the foreground next to building)



2.0 PROJECT STATUS REPORT (PHASE 2)



Canyon High School
Science Building Renovation





CANYON HIGH SCHOOL

CANYON HS BUILDING MODERNIZATION

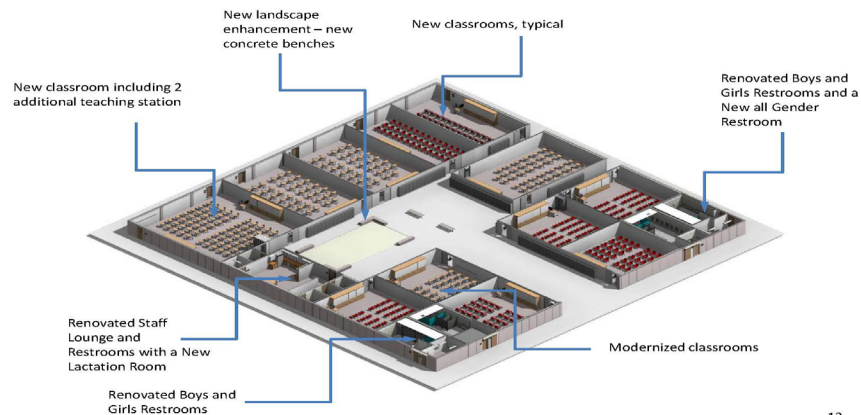
- | | |
|--|---|
| <ul style="list-style-type: none"> ✓ 10 Renovated Classrooms ✓ 2 Living Skills Classrooms ✓ Renovate Staff Lounge ✓ Renovated Restrooms ✓ New All Gender Restroom | <ul style="list-style-type: none"> ✓ New Landscape ✓ 100 Addition Parking Stalls ✓ 19 Portable classrooms removed ✓ Site improvements |
|--|---|

Project Update (Pre-Bid):

- On 2/2/23, the Board approved the Inspector of Record from The Anaheim Group, proposal dated 1/6/2023, for the Measure S – Division of State Architect Project Inspector of Record consultant services for the Canyon HS Phase 2 project, reflecting a cost of: \$246,096.00.
- On 2/2/23, the Board approved the proposal received from Smith-Emery Laboratories (see attached), in the amount of \$53,785.29, for the Construction Material Testing and Special Inspection Lab of Record services Independent Consultant Agreement for Professional Services for the Canyon HS Modernization Phase 2 project.
- As of 2/2/23, the bid was posted for S2223-005 Canyon HS Building C Modernization, reflecting a bid due date of: March 9, 2023.
- As of 2/28/23, Move Management discussed with new interim Principal, and it was decided that the existing lockers do not need relocation.

Construction Photo's will be shown below once started:

Canyon High School Science Building Renovation



13

Left to right: Existing Science Building renovation outlined



EL MODENA HS BUILDING MODERNIZATION

- | | |
|--|---|
| <ul style="list-style-type: none"> ✓ All Classrooms Renovated ✓ 800 Building for Career Technical Education ✓ 2 New Elevators ✓ Expand Administration Building | <ul style="list-style-type: none"> ✓ Enhanced Student Quad ✓ Technology & Utility Upgrade ✓ Accessibility Upgrades ✓ Secure entire campus |
|--|---|

Project Update (Bid / Award):

- On 2/2/23, the Board approved the award of **Amendment No. 4 to Harley Ellis Devereaux (HED)**, in the amount of **\$3,000.00**, for the DSA (Division of State Architect) fee deadlines imposed while District was on winter break in December 2022, for the Interim Housing design placement of Ten (10) modular classrooms & One (1) Restroom modular building, at El Modena HS Phase 2 project.
- On 2/22/23, held a construction kick-off meeting with Bernard Bros for introductions to the full project management team and to discuss upcoming site mobilization, construction phasing and an overview of all project communication and paperwork issues.
- As of 2/28/23, working under the Notice of Intent to Award (NOA), Bernard Bros is preparing the documents required under the NOA, to move to contract and issuance of the notice to proceed.
- As of 2/28/23, the Move Manager is working with the principal and teachers for the swing space in building 500, that will be needed to house the classrooms for the building 800 move. Also discussing the use of temporary modular classroom to facilitate the temp moves needed for the campus modernization this summer.

Construction Photo's will be shown below once started:





ORANGE HS NEW & BUILDING MODERNIZATION


- | | |
|--|---|
| <ul style="list-style-type: none"> ✓ New 2-Story Student Service/Admin/Classroom Building ✓ Enhanced School Entrance (off Schaffer Avenue) ✓ 6 New General Classrooms | <ul style="list-style-type: none"> ✓ New Panther Pavilion Plaza ✓ Technology & Utility Upgrade ✓ Demo of Administration/Classroom Building |
|--|---|

Project Update (Construction):

>>>Orange HS (S2122-001C) Building 300 Administration Swing Space – **Completed**
 >>>Orange HS (S2223-004C) Temp Modular Classroom Power – **Substantially Completed**

- As of 2/28/23, PCL Construction Services, Inc. on site prepping the hazardous material abatement with consultant (Encorp) and preparing for the demolition of the existing Administration Building, and a 1-story Science Building.
- As of 2/28/23, New Dimension General Construction preparing to coordinate with Pinner to relocate the school flagpole to the inner campus and out of the Pinner construction site.
- As of 2/28/23, contracted with AMS Net to establish a temporary external paging system with outdoor speakers to replace the bell and paging systems during this Phase 2 construction.
- As of 2/28/23, Cordoba is reviewing the PCL schedule of values and baseline schedule for the final recommendation to the District and program management team for approval.
- As of 2/28/23, Move Management coordinate the removal of all useable IT equipment and final cleaning of building 100/200 prior to general contractor (Pinner) demo.

Construction Photo's:



From Top left to bottom right: Construction various demo and containment photos of the building 100/200 interior.



VILLA PARK HS NEW & BUILDING MODERNIZATION

- | | |
|--|--|
| <ul style="list-style-type: none"> ✓ New 2-Story Classroom Building ✓ 18 New General Classrooms ✓ New Staff Lounge & Meeting room ✓ New Storm Drain system | <ul style="list-style-type: none"> ✓ Demolish existing building 500 ✓ New Stairs and Elevator ✓ Utility & Accessibility Upgrades ✓ New Fences/Gates to Secure campus |
|--|--|

Project Update (Construction):

- On 2/02/23, the Pinner schedule of values (SOV) was approved and can now be used for preparation of their payment applications.
- As of 2/28/23, Pinner, is excavating the site for the building 500 footings and slab on grade, review the site for all underground conditions, preparing for a main water line shut off.
- As of 2/28/23, Pinner was sent a construction directive to move the uncovered an unforeseen transit water pipe in the building footing area.
- As of 2/28/23, after learning that the storm water plans were approved, Pinner went to the City of Orange to pull the off-site permit needed to run the storm water run-off piping, so that this construction can be started.

Construction Photo's:



Left top to bottom right: Various site grading work to prepare the new building footing excavation for underground utility and slabs on grade.



3.0 FINANCIAL REPORT

**Measure S Bond Program
Financial Report for February 2023**

QSS Data thru 2/28/2023

	Budget	Contracted to Date	Expended to Date	Quarterly Expense Jan '23 - Mar '23	% Expended
PROGRAM					
Phase 1 - HS Science Center	\$167,045,155	\$166,253,600	\$162,677,894	\$196,226	97.39%
Phase 2	\$126,581,266	\$61,663,416	\$8,061,641	\$1,145,722	6.37%
TOTAL	\$293,626,421	\$227,917,016	\$170,739,535	\$1,341,948	58.15%
Canyon High School					
Phase 1 - HS Science Center	\$54,208,228	\$53,986,807	\$53,345,087	\$71,381	98.41%
Phase 2	\$21,054,439	\$1,524,028	\$878,008	\$40,537	4.17%
TOTAL	\$75,262,668	\$55,510,835	\$54,223,095	\$111,918	72.05%
El Modena High School					
Phase 1 - HS Science Center	\$35,993,458	\$35,898,451	\$34,344,749	\$39,134	95.42%
Phase 2	\$36,587,241	\$4,635,134	\$2,183,508	\$37,983	5.97%
TOTAL	\$72,580,699	\$40,533,585	\$36,528,257	\$77,117	50.33%
Orange High School					
Phase 1 - HS Science Center	\$42,223,670	\$42,216,287	\$42,199,893	\$56,612	99.94%
Phase 2	\$31,424,356	\$24,040,615	\$2,903,230	\$997,864	9.24%
TOTAL	\$73,648,025	\$66,256,902	\$45,103,123	\$1,054,476	61.24%
Villa Park High School					
Phase 1 - HS Science Center	\$34,619,799	\$34,152,055	\$32,788,165	\$29,099	94.71%
Phase 2	\$37,515,230	\$31,463,640	\$2,096,894	\$69,338	5.59%
TOTAL	\$72,135,029	\$65,615,695	\$34,885,060	\$98,437	48.36%



**Measure S Bond Program
Financial Report for February 2023
Budget vs Actuals by School and Budget Category with Vendor Detail**

QSS Data thru 02/28/2023

	Budget	Contracted to Date	Expended to Date	Quarterly Expense Jan '23 - Mar '23	% Expended
Canyon High School					
390-9520 Canyon HS Science Center (DSA 04-117300)					
1. Design Cost					
1.01 Architect					
UNCOMMITTED	\$41,601	\$0	\$0	\$0	
GKKWORKS CANNON DESIGN	\$3,133,137	\$3,133,137	\$3,132,291	\$16,345	99.97%
LIONAKIS	\$14,058	\$14,058	\$14,058	\$0	100.00%
	\$3,188,796	\$3,147,195	\$3,146,349	\$16,345	98.67%
2. Construction Cost					
2.01 Construction					
SWINERTON BUILDERS	\$40,915,609	\$40,915,609	\$40,513,859	\$0	99.02%
	\$40,915,610	\$40,915,609	\$40,513,859	\$0	99.02%
2.02 OFCI & Other Construction					
UNCOMMITTED	\$15,623	\$0	\$0	\$0	
ACCO ENGINEERED SYSTEMS INC	\$236,785	\$236,785	\$236,785	\$0	100.00%
AMERICAN REPROGRAPHICS CO LLC	\$1,026	\$1,026	\$0	\$0	0.00%
ANIXTER	\$5,092	\$5,092	\$5,092	\$0	100.00%
BLUE RIBBON TROPHY	\$1,323	\$1,323	\$1,323	\$1,323	100.00%
CDW GOVERNMENT INC	\$82,283	\$82,283	\$82,283	\$0	100.00%
CITY OF ANAHEIM - ELECTRICAL ENGINEERING DIV	\$91,340	\$91,340	\$91,340	\$0	100.00%
Convergint Technologies	\$5,000	\$5,000	\$1,345	\$0	26.89%
DEVELOPMENT GROUP INC	\$100,594	\$100,594	\$95,769	\$0	95.20%
FLINN SCIENTIFIC INC	\$9,067	\$9,067	\$9,067	\$0	100.00%
INTER-PACIFIC INC	\$15,007	\$15,007	\$15,007	\$0	100.00%
IRVINE PIPE & SUPPLY	\$2,504	\$2,504	\$2,504	\$0	100.00%
LA HABRA FENCE	\$7,315	\$7,315	\$7,315	\$7,315	100.00%
PAVER PLUS	\$38,560	\$38,560	\$0	\$0	0.00%
SIERRA SCHOOL EQUIPMENT COMPANY	\$3,795	\$3,795	\$3,795	\$0	100.00%
THOMPSON ENGINEERING	\$22,792	\$22,792	\$22,792	\$0	100.00%
TURTLE STORAGE dba AMERICAN BICYCLE CO	\$7,597	\$7,597	\$7,597	\$0	100.00%
VERNES PLUMBING	\$9,780	\$9,780	\$9,780	\$0	100.00%
VWR INTERNATIONAL LLC	\$16,691	\$16,691	\$16,691	\$0	100.00%
WW GRAINGER INC	\$1,039	\$1,039	\$1,039	\$0	100.00%
	\$673,212	\$657,589	\$609,523	\$8,638	90.54%
3. Program and Construction Management					
3.01 Program Management Fees					
UNCOMMITTED	\$0	\$0	\$0	\$0	



**Measure S Bond Program
Financial Report for February 2023
Budget vs Actuals by School and Budget Category with Vendor Detail**

QSS Data thru 02/28/2023

	Budget	Contracted to Date	Expended to Date	Quarterly Expense Jan '23 - Mar '23	% Expended
CUMMING CONSTRUCTION MGMT INC	\$1,427,755	\$1,427,755	\$1,381,841	\$8,289	96.78%
	\$1,427,755	\$1,427,755	\$1,381,841	\$8,289	96.78%
3.02 Construction Management Fees					
UNCOMMITTED	\$46,803	\$0	\$0	\$0	
CORDOBA CORPORATION	\$87,479	\$87,479	\$87,479	\$0	100.00%
GAFCON INC	\$3,165,144	\$3,165,144	\$3,162,509	\$35,159	99.92%
	\$3,299,426	\$3,252,623	\$3,249,988	\$35,159	98.50%
4. Construction Support Costs					
4.02 Title, Environmental, Stormwater Management					
CHICAGO TITLE COMPANY	\$750	\$750	\$750	\$0	100.00%
CITY OF ANAHEIM	\$2,524	\$2,524	\$2,524	\$0	100.00%
CITY OF ANAHEIM - WATER	\$3,082	\$3,082	\$3,082	\$0	100.00%
COUNTY OF ORANGE - ENVIRONMENTAL HEALTH	\$1,615	\$1,615	\$1,615	\$0	100.00%
ENVIRONMENTAL AUDIT INC	\$21,375	\$21,375	\$21,375	\$0	100.00%
STATE WATER RESOURCES CONTROL BOARD (SWRCB)	\$756	\$756	\$756	\$0	100.00%
	\$30,102	\$30,102	\$30,102	\$0	100.00%
4.03 Commissioning					
UNCOMMITTED	\$2,960	\$0	\$0	\$0	
P2S ENGINEERING INC	\$62,503	\$62,503	\$58,857	\$2,950	94.17%
	\$65,463	\$62,503	\$58,857	\$2,950	89.91%
4.05 DSA Review Fees					
UNCOMMITTED	\$0	\$0	\$0	\$0	
DIVISION OF STATE ARCHITECT	\$504,370	\$504,370	\$504,370	\$0	100.00%
	\$504,370	\$504,370	\$504,370	\$0	100.00%
4.06 Postage, Printing & Advertising					
UNCOMMITTED	\$0	\$0	\$0	\$0	
AMERICAN REPROGRAPHICS CO LLC	\$10,950	\$10,950	\$10,950	\$0	100.00%
SOUTHERN CALIFORNIA NEWS GROUP	\$2,605	\$2,605	\$2,605	\$0	100.00%
	\$13,555	\$13,555	\$13,555	\$0	100.00%
4.07 DSA Inspection (IOR)					
UNCOMMITTED	\$4,209	\$0	\$0	\$0	
KNOWLAND CONSTRUCTION SERVICES	\$523,160	\$523,160	\$491,480	\$0	93.94%
	\$527,369	\$523,160	\$491,480	\$0	93.19%
4.08 DSA Construction Phase Testing (LOR)					
UNCOMMITTED	\$73,065	\$0	\$0	\$0	
AMERICAN ENGINEERING LABORATORIES INC	\$574,806	\$574,806	\$524,019	\$0	91.16%
	\$647,871	\$574,806	\$524,019	\$0	80.88%
4.09 Relocation					
UNCOMMITTED	\$0	\$0	\$0	\$0	



Measure S Bond Program
Financial Report for February 2023
Budget vs Actuals by School and Budget Category with Vendor Detail

QSS Data thru 02/28/2023

	Budget	Contracted to Date	Expended to Date	Quarterly Expense Jan '23 - Mar '23	% Expended
BELTMANN GROUP, INC	\$14,169	\$14,169	\$14,169	\$0	100.00%
NATIONAL CONSTRUCTION RENTALS	\$400	\$400	\$400	\$0	100.00%
REDBIRD FLIGHT SIMULATIONS	\$3,900	\$3,900	\$3,900	\$0	100.00%
ULINE INC	\$1,284	\$1,284	\$1,284	\$0	100.00%
	\$19,753	\$19,753	\$19,753	\$0	100.00%
4.11 Preliminary Testing (Hazmat, Topo, Geo, etc)					
UNCOMMITTED	\$0	\$0	\$0	\$0	
C BELOW SUBSURFACE IMAGING (Subsurface Investigation)	\$8,445	\$8,445	\$8,445	\$0	100.00%
CALIFORNIA GEOLOGICAL SURVEY (Geology and Seismology Review)	\$3,600	\$3,600	\$3,600	\$0	100.00%
ENVIRONMENTAL NETWORK CORPORATION	\$30,138	\$30,138	\$27,583	\$0	91.52%
HARRINGTON GEOTECHNICAL ENGINEERING INC (Geotechnical Soils Investigation)	\$13,500	\$13,500	\$13,500	\$0	100.00%
PROVENCHER, GEORGE (dba PROVO ENGINEERING)	\$720	\$720	\$720	\$0	100.00%
RMA GROUP (dba SITESCAN)	\$26,103	\$26,103	\$26,103	\$0	100.00%
XICOTENCATL ENRIQUE SALAZAR	\$20,100	\$20,100	\$20,100	\$0	100.00%
	\$102,605	\$102,605	\$100,050	\$0	97.51%
4.12 Utility Connection Fees (Local Permits)					
UNCOMMITTED	\$0	\$0	\$0	\$0	
AT&T	\$5,302	\$5,302	\$5,302	\$0	100.00%
CITY OF ANAHEIM - ELECTRICAL ENGINEERING DIV	\$1,831	\$1,831	\$1,831	\$0	100.00%
CROWN CASTLE INTERNATIONAL	\$6,455	\$6,455	\$6,455	\$0	100.00%
SOUTHERN CALIFORNIA GAS CO	\$2,445	\$2,445	\$2,445	\$0	100.00%
	\$16,034	\$16,034	\$16,034	\$0	100.00%
4.13 FF&E (Laboratory Tables and Chairs, other)					
UNCOMMITTED	\$1	\$0	\$0	\$0	
AMS.NET	\$14,485	\$14,485	\$14,485	\$0	100.00%
ARROW RESTAURANT EQUIPMENT	\$11,559	\$11,559	\$11,559	\$0	100.00%
CAROLINA BIOLOGICAL SUPPLY	\$18,896	\$18,896	\$1,869	\$0	9.89%
FISHER SCIENCE EDUCATION	\$36,200	\$36,200	\$36,200	\$0	100.00%
FLINN SCIENTIFIC INC	\$8,028	\$8,028	\$8,028	\$0	100.00%
GORM	\$15,376	\$15,376	\$15,376	\$0	100.00%
HILLYARD INC	\$10,616	\$10,616	\$10,616	\$0	100.00%
SIERRA SCHOOL EQUIPMENT COMPANY	\$903,709	\$903,709	\$883,831	\$0	97.80%
VWR INTERNATIONAL LLC	\$9,486	\$9,486	\$9,486	\$0	100.00%
WW GRAINGER INC	\$1,881	\$1,881	\$1,881	\$0	100.00%
	\$1,030,236	\$1,030,236	\$993,330	\$0	96.42%
4.15 Miscellaneous Fees					
UNCOMMITTED	\$19,861	\$0	\$0	\$0	
OUSD COST OF INTEREST DISTRIBUTION	\$93,941	\$93,941	\$93,941	\$0	100.00%
	\$113,802	\$93,941	\$93,941	\$0	82.55%



Measure S Bond Program
Financial Report for February 2023
Budget vs Actuals by School and Budget Category with Vendor Detail

QSS Data thru 02/28/2023

	Budget	Contracted to Date	Expended to Date	Quarterly Expense Jan '23 - Mar '23	% Expended
Total 390-9520 Canyon HS Science Center (DSA 04-117300)	\$52,575,959	\$52,371,835	\$51,747,050	\$71,381	98.42%
390-0000 Canyon HS IP Surveillance Camera and Systems					
4. Construction Support Costs					
4.13 FF&E (Laboratory Tables and Chairs, other)					
UNCOMMITTED	\$0	\$0	\$0	\$0	
CDW GOVERNMENT INC	\$29,337	\$29,337	\$29,337	\$0	100.00%
DIGITAL NETWORKS GROUP INC (F/I IP Camera Software)	\$7,093	\$7,093	\$7,093	\$0	100.00%
INTER-PACIFIC INC	\$18,163	\$18,163	\$18,163	\$0	100.00%
	\$54,593	\$54,593	\$54,593	\$0	100.00%
Total 390-0000 Canyon HS IP Surveillance Camera and Systems	\$54,593	\$54,593	\$54,593	\$0	100.00%
390-9520 Canyon HS Interim Kitchen (DSA 04-118418)					
1. Design Cost					
1.01 Architect					
UNCOMMITTED	\$0	\$0	\$0	\$0	
GKKWORKS CANNON DESIGN	\$119,620	\$119,620	\$119,620	\$0	100.00%
	\$119,620	\$119,620	\$119,620	\$0	100.00%
2. Construction Cost					
2.01 Construction					
UNCOMMITTED	\$0	\$0	\$0	\$0	
SWINERTON BUILDERS	\$1,053,557	\$1,053,557	\$1,053,557	\$0	100.00%
	\$1,053,557	\$1,053,557	\$1,053,557	\$0	100.00%
2.02 OFCI and Other Construction					
UNCOMMITTED	\$0	\$0	\$0	\$0	
E.R.E.S. ENTERPRISES INC DBA ECONOMY RESTAURANT EQUIP	\$49,721	\$49,721	\$49,721	\$0	100.00%
THE DICKLER CORPORATION DBA CHEFS TOYS	\$109,449	\$109,449	\$109,449	\$0	100.00%
	\$159,170	\$159,170	\$159,170	\$0	100.00%
4. Construction Support Costs					
4.01 Rental					
UNCOMMITTED	\$0	\$0	\$0	\$0	
ELITE MODULAR LEASING & SALES INC	\$191,995	\$191,995	\$175,060	\$0	91.18%
	\$191,995	\$191,995	\$175,060	\$0	91.18%
4.05 DSA Review Fees					
UNCOMMITTED	\$0	\$0	\$0	\$0	
DIVISION OF STATE ARCHITECT	\$15,812	\$15,812	\$15,812	\$0	100.00%



**Measure S Bond Program
Financial Report for February 2023
Budget vs Actuals by School and Budget Category with Vendor Detail**

QSS Data thru 02/28/2023

	Budget	Contracted to Date	Expended to Date	Quarterly Expense Jan '23 - Mar '23	% Expended
4.07 DSA Inspection (IOR)	\$15,812	\$15,812	\$15,812	\$0	100.00%
UNCOMMITTED	\$9,416	\$0	\$0	\$0	
KNOWLAND CONSTRUCTION SERVICES	\$61,688	\$61,688	\$61,688	\$0	100.00%
	\$71,104	\$61,688	\$61,688	\$0	86.76%
4.08 DSA Construction Phase Testing (LOR)					
UNCOMMITTED	\$7,881	\$0	\$0	\$0	
AMERICAN ENGINEERING LABORATORIES INC	\$9,219	\$9,219	\$9,219	\$0	100.00%
	\$17,100	\$9,219	\$9,219	\$0	53.91%
4.11 Preliminary Testing (Hazmat, Topo, Geo, etc)					
UNCOMMITTED	\$0	\$0	\$0	\$0	
ENVIRONMENTAL NETWORK CORPORATION	\$3,910	\$3,910	\$3,910	\$0	100.00%
	\$3,910	\$3,910	\$3,910	\$0	100.00%
Total 390-9520 Canyon HS Interim Kitchen (DSA 04-118418)	\$1,632,269	\$1,614,972	\$1,598,036	\$0	97.90%
390-9520 Canyon HS Phase II (DSA 04-120410)					
1. Design Cost					
1.01 Architect					
UNCOMMITTED	\$86,858	\$0	\$0	\$0	
GKKWORKS CANNON DESIGN	\$686,493	\$686,493	\$484,896	\$3,795	70.63%
	\$773,351	\$686,493	\$484,896	\$3,795	62.70%
2. Construction Cost					
2.01 Construction					
UNCOMMITTED	\$8,589,967	\$0	\$0	\$0	
	\$8,589,967	\$0	\$0	\$0	0.00%
2.02 OFCI and Other Construction					
UNCOMMITTED	\$250,000	\$0	\$0	\$0	
	\$250,000	\$0	\$0	\$0	0.00%
3. Program and Construction Management					
3.01 Program Management Fees					
UNCOMMITTED	\$162,161	\$0	\$0	\$0	
CUMMING CONSTRUCTION MGMT INC	\$254,689	\$254,689	\$141,000	\$25,686	55.36%
	\$416,850	\$254,689	\$141,000	\$25,686	33.83%
3.02 Construction Management Fees					
UNCOMMITTED	\$320,708	\$0	\$0	\$0	
CORDOBA CORPORATION	\$384,243	\$384,243	\$106,117	\$1,300	27.62%
	\$704,952	\$384,243	\$106,117	\$1,300	15.05%



Measure S Bond Program
Financial Report for February 2023
Budget vs Actuals by School and Budget Category with Vendor Detail

QSS Data thru 02/28/2023

	Budget	Contracted to Date	Expended to Date	Quarterly Expense Jan '23 - Mar '23	% Expended
4. Construction Support Costs					
4.02 Title, Environmental, Stormwater Management					
UNCOMMITTED	\$17,411	\$0	\$0	\$0	
ENVIRONMENTAL AUDIT INC	\$7,590	\$7,590	\$4,151	\$0	54.69%
	\$25,001	\$7,590	\$4,151	\$0	16.60%
4.03 Commissioning					
UNCOMMITTED	\$11,521	\$0	\$0	\$0	
P2S ENGINEERING INC	\$18,479	\$18,479	\$3,600	\$0	19.48%
	\$30,000	\$18,479	\$3,600	\$0	12.00%
4.05 DSA Review Fees					
UNCOMMITTED	\$50,000	\$0	\$0	\$0	
DIVISION OF STATE ARCHITECT	\$57,640	\$57,640	\$57,640	\$0	100.00%
	\$107,640	\$57,640	\$57,640	\$0	53.55%
4.06 Postage, Printing & Advertising					
UNCOMMITTED	\$5,000	\$0	\$0	\$0	
AMERICAN REPROGRAPHICS CO LLC	\$12,000	\$12,000	\$1,271	\$1,271	10.60%
SOUTHERN CALIFORNIA NEWS GROUP	\$3,500	\$3,500	\$0	\$0	0.00%
	\$20,500	\$15,500	\$1,271	\$1,271	6.20%
4.07 DSA Inspection (IOR)					
UNCOMMITTED	\$250,000	\$0	\$0	\$0	
	\$250,000	\$0	\$0	\$0	0.00%
4.08 DSA Construction Phase Testing (LOR)					
UNCOMMITTED	\$250,000	\$0	\$0	\$0	
	\$250,000	\$0	\$0	\$0	0.00%
4.09 Relocation					
UNCOMMITTED	\$13,750	\$0	\$0	\$0	
CLEAN EARTH ENVIRONMENTAL	\$20,000	\$20,000	\$8,485	\$8,485	42.43%
ULINE INC	\$1,250	\$1,250	\$0	\$0	0.00%
	\$35,000	\$21,250	\$8,485	\$8,485	24.24%
4.11 Preliminary Testing (Hazmat, Topo, Geo, etc)					
UNCOMMITTED	\$5,000	\$0	\$0	\$0	
ENVIRONMENTAL NETWORK CORPORATION	\$19,515	\$19,515	\$12,220	\$0	62.62%
XICOTENCATL ENRIQUE SALAZAR	\$3,825	\$3,825	\$3,825	\$0	100.00%
	\$28,340	\$23,340	\$16,045	\$0	56.62%
4.13 FF&E (Laboratory Tables and Chairs, other)					
UNCOMMITTED	\$200,000	\$0	\$0	\$0	
	\$200,000	\$0	\$0	\$0	0.00%
4.15 Miscellaneous Fees					
UNCOMMITTED	\$94,789	\$0	\$0	\$0	



**Measure S Bond Program
Financial Report for February 2023
Budget vs Actuals by School and Budget Category with Vendor Detail**

QSS Data thru 02/28/2023

	Budget	Contracted to Date	Expended to Date	Quarterly Expense Jan '23 - Mar '23	% Expended
OUSD COST OF INTEREST DISTRIBUTION	\$211	\$211	\$211	\$0	100.00%
	\$95,000	\$211	\$211	\$0	0.22%
5. Contingency					
5.01 Construction Contingency					
UNCOMMITTED	\$885,632	\$0	\$0	\$0	
	\$885,632	\$0	\$0	\$0	0.00%
5.02 Project Contingency					
UNCOMMITTED	\$8,337,615	\$0	\$0	\$0	
	\$8,337,615	\$0	\$0	\$0	0.00%
Total 390-9520 Canyon HS Phase II (DSA 04-120410)	\$20,999,847	\$1,469,435	\$823,416	\$40,537	3.92%
Canyon High School	\$75,262,668	\$55,510,835	\$54,223,095	\$111,918	72.05%
El Modena High School					
391-0000 El Modena HS IP Surveillance Camera and Systems					
4. Construction Support Costs					
4.13 FF&E (Laboratory Tables and Chairs, other)					
UNCOMMITTED	\$0	\$0	\$0	\$0	
CDW GOVERNMENT INC	\$39,388	\$39,388	\$39,388	\$0	100.00%
DIGITAL NETWORKS GROUP INC (F/I IP Camera Software)	\$11,719	\$11,719	\$11,719	\$0	100.00%
INTER-PACIFIC INC	\$30,073	\$30,073	\$30,073	\$0	100.00%
	\$81,179	\$81,179	\$81,179	\$0	100.00%
Total 391-0000 El Modena HS IP Surveillance Camera and Systems	\$81,179	\$81,179	\$81,179	\$0	100.00%
391-9520 El Modena HS Science Center (DSA 04-117098)					
1. Design Cost					
1.01 Architect					
UNCOMMITTED	\$1,359	\$0	\$0	\$0	
HARLEY ELLIS DEVEREAUX	\$1,968,018	\$1,968,018	\$1,958,416	\$13,965	99.51%
LIONAKIS	\$14,059	\$14,059	\$14,059	\$0	100.00%
	\$1,983,436	\$1,982,077	\$1,972,475	\$13,965	99.45%
2. Construction Cost					
2.01 Construction					
UNCOMMITTED	\$65,785	\$0	\$0	\$0	
ANGELES CONTRACTOR, INC	\$27,089,450	\$27,089,450	\$25,755,046	\$0	95.07%



**Measure S Bond Program
Financial Report for February 2023
Budget vs Actuals by School and Budget Category with Vendor Detail**

QSS Data thru 02/28/2023

	Budget	Contracted to Date	Expended to Date	Quarterly Expense Jan '23 - Mar '23	% Expended
	\$27,155,236	\$27,089,450	\$25,755,046	\$0	94.84%
2.02 OFCI and Other Construction					
UNCOMMITTED	\$0	\$0	\$0	\$0	
ACCO ENGINEERED SYSTEMS INC	\$355,544	\$355,544	\$355,544	\$0	100.00%
AMERICAN REPROGRAPHICS CO LLC	\$1,026	\$1,026	\$0	\$0	0.00%
ANIXTER	\$5,092	\$5,092	\$5,092	\$0	100.00%
ARROW RESTAURANT EQUIPMENT	\$14,213	\$14,213	\$14,213	\$0	100.00%
BLUE RIBBON TROPHY	\$1,323	\$1,323	\$1,323	\$1,323	100.00%
CAROLINA BIOLOGICAL SUPPLY	\$25,611	\$25,611	\$25,611	\$0	100.00%
DAHLBERG, KENT & AMY dba NEW DIMENSION	\$46,460	\$46,460	\$0	\$0	0.00%
DEVELOPMENT GROUP INC	\$54,520	\$54,520	\$54,520	\$0	100.00%
FAIR PLAY SCOREBOARDS	\$17,694	\$17,694	\$17,694	\$0	100.00%
FISHER SCIENCE EDUCATION	\$25,951	\$25,951	\$25,951	\$0	100.00%
FLINN SCIENTIFIC INC	\$12,970	\$12,970	\$12,970	\$0	100.00%
GIANNELLI ELECTRIC INC	\$19,380	\$19,380	\$19,380	\$19,380	100.00%
PATHWAY COMMUNICATIONS	\$29,537	\$29,537	\$0	\$0	0.00%
PROFESSIONAL TURF SPECIALTIES	\$23,460	\$23,460	\$23,460	\$0	100.00%
WW GRAINGER INC	\$4,081	\$4,081	\$4,081	\$0	100.00%
	\$636,864	\$636,864	\$559,841	\$20,703	87.91%
3. Program and Construction Management					
3.01 Program Management Fees					
UNCOMMITTED	\$1	\$0	\$0	\$0	
CUMMING CONSTRUCTION MGMT INC	\$1,530,706	\$1,530,706	\$1,506,729	\$4,412	98.43%
	\$1,530,706	\$1,530,706	\$1,506,729	\$4,412	98.43%
3.02 Construction Management Fees					
UNCOMMITTED	\$0	\$0	\$0	\$0	
ARCADIS U.S. INC	\$2,251,362	\$2,251,362	\$2,251,362	\$0	100.00%
CORDOBA CORPORATION	\$90,336	\$90,336	\$90,336	\$0	100.00%
	\$2,341,698	\$2,341,698	\$2,341,698	\$0	100.00%
4. Construction Support Costs					
4.02 Title, Environmental, Stormwater Management					
UNCOMMITTED	\$0	\$0	\$0	\$0	
CHICAGO TITLE COMPANY	\$1,500	\$1,500	\$1,500	\$0	100.00%
CITY OF ORANGE (PUBLIC WORKS)	\$71	\$71	\$71	\$0	100.00%
CITY OF ORANGE (WATER DIVISION)	\$10,942	\$10,942	\$10,942	\$0	100.00%
ENVIRONMENTAL AUDIT INC	\$8,548	\$8,548	\$8,548	\$0	100.00%
OUSD COST OF INTEREST DISTRIBUTION	\$0	\$0	\$0	\$0	
	\$21,060	\$21,060	\$21,060	\$0	100.00%



**Measure S Bond Program
Financial Report for February 2023
Budget vs Actuals by School and Budget Category with Vendor Detail**

QSS Data thru 02/28/2023

	Budget	Contracted to Date	Expended to Date	Quarterly Expense Jan '23 - Mar '23	% Expended
4.03 Commissioning					
UNCOMMITTED	\$0	\$0	\$0	\$0	
P2S ENGINEERING INC	\$30,459	\$30,459	\$29,222	\$54	95.94%
	\$30,460	\$30,459	\$29,222	\$54	95.94%
4.05 DSA Review Fees					
UNCOMMITTED	\$0	\$0	\$0	\$0	
DIVISION OF STATE ARCHITECT	\$346,284	\$346,284	\$346,284	\$0	100.00%
	\$346,284	\$346,284	\$346,284	\$0	100.00%
4.06 Postage, Printing & Advertising					
UNCOMMITTED	\$0	\$0	\$0	\$0	
AMERICAN REPROGRAPHICS CO LLC	\$19,155	\$19,155	\$19,155	\$0	100.00%
SOUTHERN CALIFORNIA NEWS GROUP	\$2,024	\$2,024	\$2,024	\$0	100.00%
	\$21,179	\$21,179	\$21,179	\$0	100.00%
4.07 DSA Inspection (IOR)					
UNCOMMITTED	\$22,561	\$0	\$0	\$0	
BPI INSPECTION SERVICE	\$339,474	\$339,474	\$323,074	\$0	95.17%
	\$362,035	\$339,474	\$323,074	\$0	89.24%
4.08 DSA Construction Phase Testing (LOR)					
UNCOMMITTED	\$0	\$0	\$0	\$0	
KOURY ENGINEERING & TESTING INC (Geotechnical Engineering)	\$627,718	\$627,718	\$619,825	\$0	98.74%
	\$627,718	\$627,718	\$619,825	\$0	98.74%
4.09 Relocation					
UNCOMMITTED	\$0	\$0	\$0	\$0	
BELTMANN GROUP, INC	\$5,130	\$5,130	\$5,129	\$0	99.98%
ULINE INC	\$1,586	\$1,586	\$1,586	\$0	100.00%
	\$6,715	\$6,715	\$6,715	\$0	99.99%
4.11 Preliminary Testing (Hazmat, Topo, Geo, etc)					
UNCOMMITTED	\$0	\$0	\$0	\$0	
ALLEGIAN FIRE PROTECTION INC	\$525	\$525	\$525	\$0	100.00%
CALIFORNIA GEOLOGICAL SURVEY (Geology and Seismology Review)	\$3,600	\$3,600	\$3,600	\$0	100.00%
ENVIRONMENTAL NETWORK CORPORATION	\$14,132	\$14,132	\$14,132	\$0	100.00%
HARLEY ELLIS DEVEREAUX	\$14,908	\$14,908	\$14,908	\$0	100.00%
NINYO & MOORE	\$29,771	\$29,771	\$29,771	\$0	100.00%
PCA ARBORISTS & CONSULTANTS INC	\$1,569	\$1,569	\$1,569	\$0	100.00%
THE CONVERSE PROFESSIONAL GROUP (Soils Investigation)	\$30,640	\$30,640	\$30,640	\$0	100.00%
	\$95,145	\$95,145	\$95,145	\$0	100.00%
4.12 Utility Connection Fees (Local Permits)					
UNCOMMITTED	\$0	\$0	\$0	\$0	
DIVISION OF STATE ARCHITECT	\$0	\$0	\$0	\$0	



Measure S Bond Program
Financial Report for February 2023
Budget vs Actuals by School and Budget Category with Vendor Detail

QSS Data thru 02/28/2023

	Budget	Contracted to Date	Expended to Date	Quarterly Expense Jan '23 - Mar '23	% Expended
SOUTHERN CALIFORNIA EDISON	\$3,665	\$3,665	\$3,665	\$0	100.00%
STATE WATER RESOURCES CONTROL BOARD (SWRCB)	\$1,593	\$1,593	\$1,593	\$0	100.00%
	\$5,258	\$5,258	\$5,258	\$0	100.00%
4.13 FF&E (Laboratory Tables and Chairs, other)					
UNCOMMITTED	\$0	\$0	\$0	\$0	
AMS.NET	\$3,754	\$3,754	\$3,754	\$0	100.00%
CDW GOVERNMENT INC	\$64,325	\$64,325	\$64,325	\$0	100.00%
FISHER SCIENCE EDUCATION	\$5,827	\$5,827	\$5,827	\$0	100.00%
FLINN SCIENTIFIC INC	\$2,081	\$2,081	\$2,081	\$0	100.00%
GORM	\$10,695	\$10,695	\$10,695	\$0	100.00%
HILLYARD INC	\$9,910	\$9,910	\$9,910	\$0	100.00%
INTER-PACIFIC INC	\$9,256	\$9,256	\$9,256	\$0	100.00%
SIERRA SCHOOL EQUIPMENT COMPANY	\$519,971	\$519,971	\$516,146	\$0	99.26%
TURTLE STORAGE dba AMERICAN BICYCLE CO	\$6,314	\$6,314	\$6,314	\$0	100.00%
VWR INTERNATIONAL LLC	\$47,922	\$47,922	\$47,922	\$0	100.00%
	\$680,054	\$680,054	\$676,229	\$0	99.44%
4.15 Miscellaneous Fees					
UNCOMMITTED	\$5,300	\$0	\$0	\$0	
OUSD COST OF INTEREST DISTRIBUTION	\$55,233	\$55,233	\$55,233	\$0	100.00%
	\$60,533	\$55,233	\$55,233	\$0	91.24%
Total 391-9520 El Modena HS Science Center (DSA 04-117098)	\$35,904,382	\$35,809,375	\$34,335,013	\$39,134	95.63%
391-9520 El Modena HS Phase II (DSA 04-120032)					
1. Design Cost					
1.01 Architect					
UNCOMMITTED	\$220,382	\$0	\$0	\$0	
HARLEY ELLIS DEVEREAUX	\$1,995,220	\$1,995,220	\$1,427,207	\$622	71.53%
	\$2,215,602	\$1,995,220	\$1,427,207	\$622	64.42%
2. Construction Cost					
2.01 Construction					
UNCOMMITTED	\$24,394,000	\$0	\$0	\$0	
	\$24,394,000	\$0	\$0	\$0	0.00%
2.02 OFCI and Other Construction					
UNCOMMITTED	\$616,446	\$0	\$0	\$0	
MIKE'S CUSTOM FLOORING	\$13,554	\$13,554	\$0	\$0	0.00%
	\$630,000	\$13,554	\$0	\$0	0.00%
3. Program and Construction Management					



**Measure S Bond Program
Financial Report for February 2023
Budget vs Actuals by School and Budget Category with Vendor Detail**

QSS Data thru 02/28/2023

	Budget	Contracted to Date	Expended to Date	Quarterly Expense Jan '23 - Mar '23	% Expended
3.01 Program Management Fees					
UNCOMMITTED	\$457,440	\$0	\$0	\$0	
CUMMING CONSTRUCTION MGMT INC	\$320,680	\$320,680	\$208,383	\$25,909	64.98%
	\$778,120	\$320,680	\$208,383	\$25,909	26.78%
3.02 Construction Management Fees					
UNCOMMITTED	\$589,695	\$0	\$0	\$0	
CORDOBA CORPORATION	\$503,894	\$503,894	\$191,298	\$6,815	37.96%
	\$1,093,589	\$503,894	\$191,298	\$6,815	17.49%
4. Construction Support Costs					
4.01 Rental					
UNCOMMITTED	\$24,368	\$0	\$0	\$0	
ELITE MODULAR LEASING & SALES INC	\$500,632	\$500,632	\$0	\$0	0.00%
	\$525,000	\$500,632	\$0	\$0	0.00%
4.02 Title, Environmental, Stormwater Management					
UNCOMMITTED	\$52,410	\$0	\$0	\$0	
ENVIRONMENTAL AUDIT INC	\$7,590	\$7,590	\$3,178	\$0	41.87%
	\$60,000	\$7,590	\$3,178	\$0	5.30%
4.03 Commissioning					
UNCOMMITTED	\$7,060	\$0	\$0	\$0	
P2S ENGINEERING INC	\$52,940	\$52,940	\$11,100	\$0	20.97%
	\$60,000	\$52,940	\$11,100	\$0	18.50%
4.05 DSA Review Fees					
UNCOMMITTED	\$87,250	\$0	\$0	\$0	
DIVISION OF STATE ARCHITECT	\$212,750	\$212,750	\$212,750	\$0	100.00%
	\$300,000	\$212,750	\$212,750	\$0	70.92%
4.06 Postage, Printing & Advertising					
UNCOMMITTED	\$5,000	\$0	\$0	\$0	
AMERICAN REPROGRAPHICS CO LLC	\$12,000	\$12,000	\$7,656	\$4,637	63.80%
SOUTHERN CALIFORNIA NEWS GROUP	\$3,500	\$3,500	\$2,873	\$0	82.08%
	\$20,500	\$15,500	\$10,528	\$4,637	51.36%
4.07 DSA Inspection (IOR)					
UNCOMMITTED	\$0	\$0	\$0	\$0	
KENCO CONSTRUCTION SERVICES	\$645,920	\$645,920	\$0	\$0	0.00%
	\$645,920	\$645,920	\$0	\$0	0.00%
4.08 DSA Construction Phase Testing (LOR)					
UNCOMMITTED	\$23	\$0	\$0	\$0	
SMITH EMERY LABORATORIES	\$225,577	\$225,577	\$0	\$0	0.00%
	\$225,600	\$225,577	\$0	\$0	0.00%
4.09 Relocation					



**Measure S Bond Program
Financial Report for February 2023
Budget vs Actuals by School and Budget Category with Vendor Detail**

QSS Data thru 02/28/2023

	Budget	Contracted to Date	Expended to Date	Quarterly Expense Jan '23 - Mar '23	% Expended
UNCOMMITTED	\$5,283	\$0	\$0	\$0	
BELTMANN GROUP, INC	\$8,467	\$8,467	\$0	\$0	0.00%
CLEAN EARTH ENVIRONMENTAL	\$5,000	\$5,000	\$0	\$0	0.00%
ULINE INC	\$1,250	\$1,250	\$0	\$0	0.00%
	\$20,000	\$14,717	\$0	\$0	0.00%
4.11 Preliminary Testing (Hazmat, Topo, Geo, etc)					
UNCOMMITTED	\$15,611	\$0	\$0	\$0	
ARMSTRONG & BROOKS CONSULTING ENG	\$4,940	\$4,940	\$4,940	\$0	100.00%
GROUP DELTA CONSULTANTS INC	\$17,100	\$17,100	\$10,004	\$0	58.50%
KOURY ENGINEERING & TESTING INC (Geotechnical Engineering)	\$22,350	\$22,350	\$22,350	\$0	100.00%
	\$60,001	\$44,390	\$37,294	\$0	62.16%
4.12 Utility Connection Fees (Local Permits)					
UNCOMMITTED	\$32,100	\$0	\$0	\$0	
	\$32,100	\$0	\$0	\$0	0.00%
4.13 FF&E (Laboratory Tables and Chairs, other)					
UNCOMMITTED	\$600,000	\$0	\$0	\$0	
	\$600,000	\$0	\$0	\$0	0.00%
4.15 Miscellaneous Fees					
UNCOMMITTED	\$84,409	\$0	\$0	\$0	
OUSD COST OF INTEREST DISTRIBUTION	\$591	\$591	\$591	\$0	100.00%
	\$85,000	\$591	\$591	\$0	0.70%
5. Contingency					
5.01 Construction Contingency					
UNCOMMITTED	\$2,439,400	\$0	\$0	\$0	
	\$2,439,400	\$0	\$0	\$0	0.00%
5.02 Project Contingency					
UNCOMMITTED	\$2,321,229	\$0	\$0	\$0	
	\$2,321,229	\$0	\$0	\$0	0.00%
Total 391-9520 El Modena HS Phase II (DSA 04-120032)	\$36,506,062	\$4,553,954	\$2,102,329	\$37,983	5.76%
391-9520 El Modena HS Quad Shade Structures (DSA 04-119124)					
1. Design Cost					
1.01 Architect					
UNCOMMITTED	\$0	\$0	\$0	\$0	
HARLEY ELLIS DEVEREAUX	\$79,340	\$79,340	\$0	\$0	0.00%
	\$79,340	\$79,340	\$0	\$0	0.00%
4. Construction Support Costs					



**Measure S Bond Program
Financial Report for February 2023
Budget vs Actuals by School and Budget Category with Vendor Detail**

QSS Data thru 02/28/2023

	Budget	Contracted to Date	Expended to Date	Quarterly Expense Jan '23 - Mar '23	% Expended
4.05 DSA Review Fees					
UNCOMMITTED	\$0	\$0	\$0	\$0	
DIVISION OF STATE ARCHITECT	\$9,650	\$9,650	\$9,650	\$0	100.00%
	\$9,650	\$9,650	\$9,650	\$0	100.00%
4.06 Postage, Printing & Advertising					
UNCOMMITTED	\$0	\$0	\$0	\$0	
AMERICAN REPROGRAPHICS CO LLC	\$86	\$86	\$86	\$0	100.00%
	\$86	\$86	\$86	\$0	100.00%
Total 391-9520 El Modena HS Quad Shade Structures (DSA 04-119124)	\$89,076	\$89,076	\$9,736	\$0	10.93%
El Modena High School	\$72,580,699	\$40,533,585	\$36,528,257	\$77,117	50.33%
Orange High School					
392-0000 Orange HS IP Surveillance Camera and Systems					
4. Construction Support Costs					
4.13 FF&E (Laboratory Tables and Chairs, other)					
UNCOMMITTED	\$0	\$0	\$0	\$0	
CDW GOVERNMENT INC	\$53,662	\$53,662	\$53,662	\$0	100.00%
DIGITAL NETWORKS GROUP INC (F/I IP Camera Software)	\$13,569	\$13,569	\$13,569	\$0	100.00%
INTER-PACIFIC INC	\$34,837	\$34,837	\$34,837	\$0	100.00%
	\$102,068	\$102,068	\$102,068	\$0	100.00%
Total 392-0000 Orange HS IP Surveillance Camera and Systems	\$102,068	\$102,068	\$102,068	\$0	100.00%
392-9520 Orange HS Science Bldg (DSA 04-116859)					
1. Design Cost					
1.01 Architect					
UNCOMMITTED	\$0	\$0	\$0	\$0	
LIONAKIS	\$1,823,594	\$1,823,594	\$1,823,594	\$0	100.00%
	\$1,823,594	\$1,823,594	\$1,823,594	\$0	100.00%
2. Construction Cost					
2.01 Construction					
UNCOMMITTED	\$0	\$0	\$0	\$0	
GIANNELLI ELECTRIC INC	\$14,878	\$14,878	\$14,878	\$0	100.00%
INTEGRATED DEMOLITION AND REMEDIATION (Abatement and Demolition)	\$44,800	\$44,800	\$44,800	\$0	100.00%
J & A FENCE (Custodial Storage Fencing)	\$0	\$0	\$0	\$0	
KYA SERVICES LLC (Install Carpet)	\$0	\$0	\$0	\$0	



**Measure S Bond Program
Financial Report for February 2023
Budget vs Actuals by School and Budget Category with Vendor Detail**

QSS Data thru 02/28/2023

	Budget	Contracted to Date	Expended to Date	Quarterly Expense Jan '23 - Mar '23	% Expended
OLESH, KEITH (Termite Services)	\$0	\$0	\$0	\$0	
PINNER CONSTRUCTION	\$27,190,987	\$27,190,987	\$27,190,987	\$0	100.00%
SOUTHERN CALIFORNIA NEWS GROUP	\$0	\$0	\$0	\$0	
TIME & ALARM SYSTEMS	\$3,100	\$3,100	\$3,100	\$0	100.00%
UNIVERSAL ASPHALT CO (Remove and Patch Asphalt)	\$6,830	\$6,830	\$6,830	\$0	100.00%
	\$27,260,595	\$27,260,595	\$27,260,595	\$0	100.00%
2.02 OFCI and Other Construction					
	\$4,300	\$4,300	\$0	\$0	0.00%
UNCOMMITTED	\$0	\$0	\$0	\$0	
ACCO ENGINEERED SYSTEMS INC	\$62,883	\$62,883	\$62,883	\$0	100.00%
AMERICAN REPROGRAPHICS CO LLC	\$8,736	\$8,736	\$7,710	\$0	88.26%
ARROW RESTAURANT EQUIPMENT	\$13,432	\$13,432	\$13,432	\$0	100.00%
BLUE RIBBON TROPHY	\$2,391	\$2,391	\$2,391	\$1,323	100.00%
CAROLINA BIOLOGICAL SUPPLY	\$5,362	\$5,362	\$5,362	\$0	100.00%
CITY OF ORANGE (PUBLIC WORKS)	\$2,000	\$2,000	\$2,000	\$0	100.00%
DAHLBERG, KENT & AMY dba NEW DIMENSION	\$63,655	\$63,655	\$63,655	\$55,289	100.00%
DEVELOPMENT GROUP INC	\$37,866	\$37,866	\$37,866	\$0	100.00%
FISHER SCIENCE EDUCATION	\$24,863	\$24,863	\$24,863	\$0	100.00%
FLINN SCIENTIFIC INC	\$10,263	\$10,263	\$10,263	\$0	100.00%
GIANNELLI ELECTRIC INC	\$24,684	\$24,684	\$24,684	\$0	100.00%
GRUETT TREE CO INC (Removal of Trees)	\$7,625	\$7,625	\$7,625	\$0	100.00%
HISCO INC	\$7,500	\$7,500	\$0	\$0	0.00%
INTER-PACIFIC INC	\$6,585	\$6,585	\$6,585	\$0	100.00%
J & A FENCE (Custodial Storage Fencing)	\$6,885	\$6,885	\$6,885	\$0	100.00%
KYA SERVICES LLC (Install Carpet)	\$0	\$0	\$0	\$0	
OLESH, KEITH (Termite Services)	\$1,500	\$1,500	\$1,500	\$0	100.00%
SOUTHERN CALIFORNIA NEWS GROUP	\$0	\$0	\$0	\$0	
TRIMARK RAYGAL LLC	\$0	\$0	\$0	\$0	
VORTEX INDUSTRIES, INC.	\$6,804	\$6,804	\$6,804	\$0	100.00%
WW GRAINGER INC	\$2,292	\$2,292	\$2,292	\$0	100.00%
	\$299,624	\$299,624	\$286,798	\$56,612	95.72%
3. Program and Construction Management					
3.01 Program Management Fees					
UNCOMMITTED	\$0	\$0	\$0	\$0	
CUMMING CONSTRUCTION MGMT INC	\$979,395	\$979,395	\$979,395	\$0	100.00%
	\$979,395	\$979,395	\$979,395	\$0	100.00%
3.02 Construction Management Fees					
UNCOMMITTED	\$0	\$0	\$0	\$0	
BALFOUR BEATTY CONSTRUCTION	\$1,755,159	\$1,755,159	\$1,755,159	\$0	100.00%



Measure S Bond Program
Financial Report for February 2023
Budget vs Actuals by School and Budget Category with Vendor Detail

QSS Data thru 02/28/2023

	Budget	Contracted to Date	Expended to Date	Quarterly Expense Jan '23 - Mar '23	% Expended
CORDOBA CORPORATION	\$86,434	\$86,434	\$86,434	\$0	100.00%
	\$1,841,593	\$1,841,593	\$1,841,593	\$0	100.00%
4. Construction Support Costs					
4.02 Title, Environmental, Stormwater Management					
UNCOMMITTED	\$0	\$0	\$0	\$0	
CHICAGO TITLE COMPANY	\$1,500	\$1,500	\$1,500	\$0	100.00%
PLACEWORKS INC	\$52,231	\$52,231	\$52,231	\$0	100.00%
STATE WATER RESOURCES CONTROL BOARD (SWRCB)	\$726	\$726	\$726	\$0	100.00%
	\$54,457	\$54,457	\$54,457	\$0	100.00%
4.03 Commissioning					
UNCOMMITTED	\$0	\$0	\$0	\$0	
P2S ENGINEERING INC	\$30,663	\$30,663	\$30,663	\$0	100.00%
	\$30,663	\$30,663	\$30,663	\$0	100.00%
4.05 DSA Review Fees					
UNCOMMITTED	\$0	\$0	\$0	\$0	
DIVISION OF STATE ARCHITECT	\$342,871	\$342,871	\$342,871	\$0	100.00%
OUSD REVOLVING CASH	\$500	\$500	\$500	\$0	100.00%
	\$343,371	\$343,371	\$343,371	\$0	100.00%
4.06 Postage, Printing & Advertising					
UNCOMMITTED	\$0	\$0	\$0	\$0	
AMERICAN REPROGRAPHICS CO LLC	\$8,734	\$8,734	\$8,734	\$0	100.00%
SOUTHERN CALIFORNIA NEWS GROUP	\$8,518	\$8,518	\$8,518	\$0	100.00%
	\$17,252	\$17,252	\$17,252	\$0	100.00%
4.07 DSA Inspection (IOR)					
UNCOMMITTED	\$0	\$0	\$0	\$0	
KNOWLAND CONSTRUCTION SERVICES	\$286,404	\$286,404	\$286,404	\$0	100.00%
	\$286,404	\$286,404	\$286,404	\$0	100.00%
4.08 DSA Construction Phase Testing (LOR)					
UNCOMMITTED	\$0	\$0	\$0	\$0	
NINYO & MOORE	\$227,848	\$227,848	\$227,848	\$0	100.00%
	\$227,848	\$227,848	\$227,848	\$0	100.00%
4.09 Relocation					
UNCOMMITTED	\$0	\$0	\$0	\$0	
BELTMANN GROUP, INC	\$4,876	\$4,876	\$4,876	\$0	100.00%
ULINE INC	\$3,065	\$3,065	\$3,065	\$0	100.00%
	\$7,941	\$7,941	\$7,941	\$0	100.00%
4.11 Preliminary Testing (Hazmat, Topo, Geo, etc)					
UNCOMMITTED	\$0	\$0	\$0	\$0	
CALIFORNIA GEOLOGICAL SURVEY (Geology and Seismology Review)	\$3,600	\$3,600	\$3,600	\$0	100.00%



**Measure S Bond Program
Financial Report for February 2023
Budget vs Actuals by School and Budget Category with Vendor Detail**

QSS Data thru 02/28/2023

	Budget	Contracted to Date	Expended to Date	Quarterly Expense Jan '23 - Mar '23	% Expended
ENVIRONMENTAL NETWORK CORPORATION	\$2,590	\$2,590	\$2,590	\$0	100.00%
KOURY ENGINEERING & TESTING INC (Geotechnical Engineering)	\$13,300	\$13,300	\$13,300	\$0	100.00%
PENCO ENGINEERING INC (Topographical Survey Services)	\$41,070	\$41,070	\$41,070	\$0	100.00%
RMA GROUP (dba SITESCAN)	\$49,533	\$49,533	\$49,533	\$0	100.00%
	\$110,093	\$110,093	\$110,093	\$0	100.00%
4.12 Utility Connection Fees (Local Permits)					
UNCOMMITTED	\$0	\$0	\$0	\$0	
CITY OF ORANGE (PUBLIC WORKS)	\$2,500	\$2,500	\$2,500	\$0	100.00%
SOUTHERN CALIFORNIA EDISON	\$6,912	\$6,912	\$6,912	\$0	100.00%
SOUTHERN CALIFORNIA GAS CO	\$2,124	\$2,124	\$2,124	\$0	100.00%
STATE WATER RESOURCES CONTROL BOARD (SWRCB)	\$553	\$553	\$553	\$0	100.00%
	\$12,089	\$12,089	\$12,089	\$0	100.00%
4.13 FF&E (Laboratory Tables and Chairs, other)					
UNCOMMITTED	\$1	\$0	\$0	\$0	
CDW GOVERNMENT INC	\$59,658	\$59,658	\$59,658	\$0	100.00%
CONEXWEST	\$9,419	\$9,419	\$9,419	\$0	100.00%
CP PRODUCTS INC	\$4,834	\$4,834	\$4,834	\$0	100.00%
DEVELOPMENT GROUP INC	\$0	\$0	\$0	\$0	
FISHER SCIENCE EDUCATION	\$0	\$0	\$0	\$0	
GORM	\$12,352	\$12,352	\$12,352	\$0	100.00%
HILLYARD INC	\$32,572	\$32,572	\$32,572	\$0	100.00%
INTER-PACIFIC INC	\$7,904	\$7,904	\$7,904	\$0	100.00%
PSI DBA WATER VISIONS INC	\$8,527	\$8,527	\$8,527	\$0	100.00%
SIERRA SCHOOL EQUIPMENT COMPANY	\$467,817	\$467,817	\$464,248	\$0	99.24%
TURTLE STORAGE dba AMERICAN BICYCLE CO	\$6,537	\$6,537	\$6,537	\$0	100.00%
VORTEX INDUSTRIES, INC.	\$0	\$0	\$0	\$0	
VWR INTERNATIONAL LLC	\$34,314	\$34,314	\$34,314	\$0	100.00%
	\$643,935	\$643,934	\$640,366	\$0	99.45%
4.15 Miscellaneous Fees					
UNCOMMITTED	\$6,205	\$0	\$0	\$0	
OUSD COST OF INTEREST DISTRIBUTION	\$46,720	\$46,720	\$46,720	\$0	100.00%
	\$52,925	\$46,720	\$46,720	\$0	88.28%
5. Contingency					
5.02 Project Contingency					
UNCOMMITTED	\$1,177	\$0	\$0	\$0	
	\$1,177	\$0	\$0	\$0	0.00%
Total 392-9520 Orange HS Science Bldg (DSA 04-116859)	\$33,992,956	\$33,985,573	\$33,969,179	\$56,612	99.93%



Measure S Bond Program
Financial Report for February 2023
Budget vs Actuals by School and Budget Category with Vendor Detail

QSS Data thru 02/28/2023

	Budget	Contracted to Date	Expended to Date	Quarterly Expense Jan '23 - Mar '23	% Expended
392-9520 Orange HS Shade Structure (DSA 04-118351)					
1. Design Cost					
1.01 Architect					
UNCOMMITTED	\$0	\$0	\$0	\$0	
LIONAKIS	\$17,317	\$17,317	\$17,317	\$0	100.00%
	\$17,317	\$17,317	\$17,317	\$0	100.00%
2. Construction Cost					
2.01 Construction					
UNCOMMITTED	\$0	\$0	\$0	\$0	
PINNER CONSTRUCTION	\$113,500	\$113,500	\$113,500	\$0	100.00%
	\$113,500	\$113,500	\$113,500	\$0	100.00%
3. Program and Construction Management					
3.01 Program Management Fees					
UNCOMMITTED	\$0	\$0	\$0	\$0	
CUMMING CONSTRUCTION MGMT INC	\$1,838	\$1,838	\$1,838	\$0	100.00%
	\$1,838	\$1,838	\$1,838	\$0	100.00%
3.02 Construction Management Fees					
UNCOMMITTED	\$0	\$0	\$0	\$0	
BALFOUR BEATTY CONSTRUCTION	\$5,956	\$5,956	\$5,956	\$0	100.00%
	\$5,956	\$5,956	\$5,956	\$0	100.00%
4. Construction Support Costs					
4.05 DSA Review Fees					
UNCOMMITTED	\$0	\$0	\$0	\$0	
DIVISION OF STATE ARCHITECT	\$1,873	\$1,873	\$1,873	\$0	100.00%
	\$1,873	\$1,873	\$1,873	\$0	100.00%
4.07 DSA Inspection (IOR)					
UNCOMMITTED	\$0	\$0	\$0	\$0	
KNOWLAND CONSTRUCTION SERVICES	\$1,740	\$1,740	\$1,740	\$0	100.00%
	\$1,740	\$1,740	\$1,740	\$0	100.00%
4.08 DSA Construction Phase Testing (LOR)					
UNCOMMITTED	\$0	\$0	\$0	\$0	
NINYO & MOORE	\$7,408	\$7,408	\$7,408	\$0	100.00%
	\$7,408	\$7,408	\$7,408	\$0	100.00%
Total 392-9520 Orange HS Shade Structure (DSA 04-118351)	\$149,631	\$149,631	\$149,631	\$0	100.00%
392-9520 Orange HS Site Improvements (DSA 04-116673)					



**Measure S Bond Program
Financial Report for February 2023
Budget vs Actuals by School and Budget Category with Vendor Detail**

QSS Data thru 02/28/2023

	Budget	Contracted to Date	Expended to Date	Quarterly Expense Jan '23 - Mar '23	% Expended
1. Design Cost					
1.01 Architect					
UNCOMMITTED	\$0	\$0	\$0	\$0	
LIONAKIS	\$446,286	\$446,286	\$446,286	\$0	100.00%
SILVER CREEK INDUSTRIES INC (Engineering for Warming Kitchen Relocatable Building)	\$29,682	\$29,682	\$29,682	\$0	100.00%
	\$475,968	\$475,968	\$475,968	\$0	100.00%
2. Construction Cost					
2.01 Construction					
UNCOMMITTED	\$0	\$0	\$0	\$0	
KYA SERVICES LLC (Install Carpet)	\$9,564	\$9,564	\$9,564	\$0	100.00%
SWINERTON BUILDERS	\$6,556,428	\$6,556,428	\$6,556,428	\$0	100.00%
TRIMARK RAYGAL LLC	\$89,860	\$89,860	\$89,860	\$0	100.00%
	\$6,655,852	\$6,655,852	\$6,655,852	\$0	100.00%
2.02 OFCI and Other Construction					
UNCOMMITTED	\$0	\$0	\$0	\$0	
ACCO ENGINEERED SYSTEMS INC	\$209,074	\$209,074	\$209,074	\$0	100.00%
	\$209,074	\$209,074	\$209,074	\$0	100.00%
3. Program and Construction Management					
3.01 Program Management Fees					
UNCOMMITTED	\$0	\$0	\$0	\$0	
BALFOUR BEATTY CONSTRUCTION	\$0	\$0	\$0	\$0	
CUMMING CONSTRUCTION MGMT INC	\$115,479	\$115,479	\$115,479	\$0	100.00%
	\$115,479	\$115,479	\$115,479	\$0	100.00%
3.02 Construction Management Fees					
UNCOMMITTED	\$0	\$0	\$0	\$0	
BALFOUR BEATTY CONSTRUCTION	\$296,554	\$296,554	\$296,554	\$0	100.00%
	\$296,554	\$296,554	\$296,554	\$0	100.00%
4. Construction Support Costs					
4.02 Title, Environmental, Stormwater Management					
UNCOMMITTED	\$0	\$0	\$0	\$0	
ORANGE COUNTY HEALTH CARE AGENCY	\$1,470	\$1,470	\$1,470	\$0	100.00%
	\$1,470	\$1,470	\$1,470	\$0	100.00%
4.03 Commissioning					
UNCOMMITTED	\$0	\$0	\$0	\$0	
P2S ENGINEERING INC	\$4,667	\$4,667	\$4,667	\$0	100.00%
	\$4,667	\$4,667	\$4,667	\$0	100.00%
4.05 DSA Review Fees					



**Measure S Bond Program
Financial Report for February 2023
Budget vs Actuals by School and Budget Category with Vendor Detail**

QSS Data thru 02/28/2023

	Budget	Contracted to Date	Expended to Date	Quarterly Expense Jan '23 - Mar '23	% Expended
UNCOMMITTED	\$0	\$0	\$0	\$0	
DIVISION OF STATE ARCHITECT	\$94,585	\$94,585	\$94,585	\$0	100.00%
	\$94,585	\$94,585	\$94,585	\$0	100.00%
4.06 Postage, Printing & Advertising					
UNCOMMITTED	\$0	\$0	\$0	\$0	
AMERICAN REPROGRAPHICS CO LLC	\$7,630	\$7,630	\$7,630	\$0	100.00%
SOUTHERN CALIFORNIA NEWS GROUP	\$1,264	\$1,264	\$1,264	\$0	100.00%
	\$8,894	\$8,894	\$8,894	\$0	100.00%
4.07 DSA Inspection (IOR)					
UNCOMMITTED	\$0	\$0	\$0	\$0	
KNOWLAND CONSTRUCTION SERVICES	\$96,985	\$96,985	\$96,985	\$0	100.00%
	\$96,985	\$96,985	\$96,985	\$0	100.00%
4.08 DSA Construction Phase Testing (LOR)					
UNCOMMITTED	\$0	\$0	\$0	\$0	
NINYO & MOORE	\$112,544	\$112,544	\$112,544	\$0	100.00%
	\$112,544	\$112,544	\$112,544	\$0	100.00%
4.11 Preliminary Testing (Hazmat, Topo, Geo, etc)					
UNCOMMITTED	\$0	\$0	\$0	\$0	
ENVIRONMENTAL NETWORK CORPORATION	\$9,012	\$9,012	\$9,012	\$0	100.00%
	\$9,012	\$9,012	\$9,012	\$0	100.00%
Total 392-9520 Orange HS Site Improvements (DSA 04-116673)	\$8,081,083	\$8,081,083	\$8,081,083	\$0	100.00%
392-9520 Orange HS Phase II (DSA 04-120151)					
1. Design Cost					
1.01 Architect					
UNCOMMITTED	\$179,704	\$0	\$0	\$0	
LIONAKIS	\$1,449,215	\$1,449,215	\$1,017,544	\$0	70.21%
	\$1,628,919	\$1,449,215	\$1,017,544	\$0	62.47%
2. Construction Cost					
2.01 Construction					
UNCOMMITTED	\$0	\$0	\$0	\$0	
PCL CONSTRUCTION SERVICES	\$19,690,000	\$19,690,000	\$656,817	\$656,817	3.34%
	\$19,690,000	\$19,690,000	\$656,817	\$656,817	3.34%
2.02 OFCI and Other Construction					
UNCOMMITTED	\$374,837	\$0	\$0	\$0	
AMS.NET	\$53,712	\$53,712	\$0	\$0	0.00%
DAHLBERG, KENT & AMY dba NEW DIMENSION	\$381,071	\$381,071	\$289,816	\$190,750	76.05%
GIANNELLI ELECTRIC INC	\$15,816	\$15,816	\$6,648	\$0	42.03%



**Measure S Bond Program
Financial Report for February 2023
Budget vs Actuals by School and Budget Category with Vendor Detail**

QSS Data thru 02/28/2023

	Budget	Contracted to Date	Expended to Date	Quarterly Expense Jan '23 - Mar '23	% Expended
OTIS WORLWIDE CORP	\$4,446	\$4,446	\$0	\$0	0.00%
	\$829,882	\$455,045	\$296,464	\$190,750	35.72%
3. Program and Construction Management					
3.01 Program Management Fees					
UNCOMMITTED	\$321,632	\$0	\$0	\$0	
CUMMING CONSTRUCTION MGMT INC	\$400,909	\$400,909	\$262,177	\$31,344	65.40%
	\$722,541	\$400,909	\$262,177	\$31,344	36.29%
3.02 Construction Management Fees					
UNCOMMITTED	\$559,137	\$0	\$0	\$0	
CORDOBA CORPORATION	\$556,512	\$556,512	\$170,484	\$6,315	30.63%
	\$1,115,649	\$556,512	\$170,484	\$6,315	15.28%
4. Construction Support Costs					
4.01 Rentals					
UNCOMMITTED	\$33,324	\$0	\$0	\$0	
ELITE MODULAR LEASING & SALES INC	\$166,676	\$166,676	\$101,212	\$101,212	60.72%
MOBILE MINI	\$17,699	\$17,699	\$7,791	\$2,331	44.02%
	\$217,699	\$184,375	\$109,003	\$103,543	50.07%
4.02 Title, Environmental, Stormwater Management					
UNCOMMITTED	\$51,611	\$0	\$0	\$0	
CITY OF ORANGE (PUBLIC WORKS)	\$3,000	\$3,000	\$3,000	\$0	100.00%
CITY OF ORANGE (WATER DIVISION)	\$2,000	\$2,000	\$2,000	\$0	100.00%
ENVIRONMENTAL AUDIT INC	\$7,590	\$7,590	\$2,388	\$0	31.46%
	\$64,201	\$12,590	\$7,388	\$0	11.51%
4.03 Commissioning					
UNCOMMITTED	\$22,549	\$0	\$0	\$0	
P2S ENGINEERING INC	\$20,251	\$20,251	\$4,100	\$0	20.25%
	\$42,800	\$20,251	\$4,100	\$0	9.58%
4.05 DSA Review Fees					
UNCOMMITTED	\$111,133	\$0	\$0	\$0	
DIVISION OF STATE ARCHITECT	\$156,367	\$156,367	\$156,367	\$2,817	100.00%
	\$267,500	\$156,367	\$156,367	\$2,817	58.45%
4.06 Postage, Printing & Advertising					
UNCOMMITTED	\$7,549	\$0	\$0	\$0	
AMERICAN REPROGRAPHICS CO LLC	\$18,579	\$18,579	\$14,181	\$1,363	76.33%
SOUTHERN CALIFORNIA NEWS GROUP	\$7,372	\$7,372	\$6,939	\$0	94.12%
	\$33,501	\$25,952	\$21,120	\$1,363	63.04%
4.07 DSA Inspection (IOR)					
UNCOMMITTED	\$33,248	\$0	\$0	\$0	



**Measure S Bond Program
Financial Report for February 2023
Budget vs Actuals by School and Budget Category with Vendor Detail**

QSS Data thru 02/28/2023

	Budget	Contracted to Date	Expended to Date	Quarterly Expense Jan '23 - Mar '23	% Expended
KNOWLAND CONSTRUCTION SERVICES	\$466,752	\$466,752	\$0	\$0	0.00%
	\$500,000	\$466,752	\$0	\$0	0.00%
4.08 DSA Construction Phase Testing (LOR)					
UNCOMMITTED	\$73,481	\$0	\$0	\$0	
AMERICAN ENGINEERING LABORATORIES INC	\$376,519	\$376,519	\$0	\$0	0.00%
	\$450,000	\$376,519	\$0	\$0	0.00%
4.09 Relocation					
UNCOMMITTED	\$9,334	\$0	\$0	\$0	
BELTMANN GROUP, INC	\$24,855	\$24,855	\$24,855	\$4,916	100.00%
CDW GOVERNMENT INC	\$1,762	\$1,762	\$1,762	\$0	100.00%
CLEAN EARTH ENVIRONMENTAL	\$5,000	\$5,000	\$0	\$0	0.00%
KONICA MINOLTA BUSINESS SOLUTIONS	\$800	\$800	\$800	\$0	100.00%
ULINE INC	\$1,250	\$1,250	\$842	\$0	67.35%
	\$43,000	\$33,666	\$28,258	\$4,916	65.72%
4.11 Preliminary Testing (Hazmat, Topo, Geo, etc)					
UNCOMMITTED	\$13,665	\$0	\$0	\$0	
CANNON CORPORATION	\$50,000	\$50,000	\$35,076	\$0	70.15%
ENVIRONMENTAL NETWORK CORPORATION	\$30,380	\$30,380	\$6,350	\$0	20.90%
NINYO & MOORE	\$20,955	\$20,955	\$20,955	\$0	100.00%
	\$115,000	\$101,335	\$62,381	\$0	54.24%
4.12 Utility Connection Fees (Local Permits)					
UNCOMMITTED	\$32,100	\$0	\$0	\$0	
	\$32,100	\$0	\$0	\$0	0.00%
4.13 FF&E (Laboratory Tables and Chairs, other)					
UNCOMMITTED	\$600,025	\$0	\$0	\$0	
ULINE INC	\$8,631	\$8,631	\$8,631	\$0	100.00%
	\$608,656	\$8,631	\$8,631	\$0	1.42%
4.15 Miscellaneous Fees					
UNCOMMITTED	\$94,571	\$0	\$0	\$0	
OUSD COST OF INTEREST DISTRIBUTION	\$429	\$429	\$429	\$0	100.00%
	\$95,000	\$429	\$429	\$0	0.45%
5. Contingency					
5.01 Construction Contingency					
UNCOMMITTED	\$1,969,000	\$0	\$0	\$0	
	\$1,969,000	\$0	\$0	\$0	0.00%
5.02 Project Contingency					
UNCOMMITTED	\$2,896,840	\$0	\$0	\$0	
	\$2,896,840	\$0	\$0	\$0	0.00%



Measure S Bond Program
Financial Report for February 2023
Budget vs Actuals by School and Budget Category with Vendor Detail

QSS Data thru 02/28/2023

	Budget	Contracted to Date	Expended to Date	Quarterly Expense Jan '23 - Mar '23	% Expended
Total 392-9520 Orange HS Phase II (DSA 04-120151)	\$31,322,288	\$23,938,547	\$2,801,162	\$997,864	8.94%
Orange High School	\$73,648,025	\$66,256,902	\$45,103,123	\$1,054,476	61.24%
Villa Park High School					
394-0000 Villa Park HS IP Surveillance Camera and Systems					
4. Construction Support Costs					
4.13 FF&E (Laboratory Tables and Chairs, other)					
UNCOMMITTED	\$0	\$0	\$0	\$0	
CDW GOVERNMENT INC	\$32,182	\$32,182	\$32,182	\$0	100.00%
DIGITAL NETWORKS GROUP INC (F/I IP Camera Software)	\$8,635	\$8,635	\$8,635	\$0	100.00%
INTER-PACIFIC INC	\$22,133	\$22,133	\$22,133	\$0	100.00%
	\$62,949	\$62,949	\$62,949	\$0	100.00%
Total 394-0000 Villa Park HS IP Surveillance Camera and Systems	\$62,949	\$62,949	\$62,949	\$0	100.00%
394-9520 Villa Park HS Science Center (DSA 04-117022)					
1. Design Cost					
1.01 Architect					
UNCOMMITTED	\$26,102	\$0	\$0	\$0	
DKS ASSOCIATES	\$80,657	\$80,657	\$80,657	\$0	100.00%
LIONAKIS	\$14,059	\$14,059	\$14,059	\$0	100.00%
LPA INC	\$2,359,536	\$2,359,536	\$2,177,335	-\$10,736	92.28%
	\$2,480,354	\$2,454,252	\$2,272,051	-\$10,736	91.60%
2. Construction Cost					
2.01 Construction					
UNCOMMITTED	\$372,008	\$0	\$0	\$0	
ANGELES CONTRACTOR, INC	\$20,715,102	\$20,715,102	\$19,865,514	\$0	95.90%
	\$21,087,109	\$20,715,102	\$19,865,514	\$0	94.21%
2.02 OFCI and Other Construction					
UNCOMMITTED	\$7,988	\$0	\$0	\$0	
ACCO ENGINEERED SYSTEMS INC	\$150,829	\$150,829	\$150,829	\$0	100.00%
AMERICAN REPROGRAPHICS CO LLC	\$0	\$0	\$0	\$0	
ANIXTER	\$7,312	\$7,312	\$7,312	\$0	100.00%
ARROW RESTAURANT EQUIPMENT	\$13,869	\$13,869	\$13,869	\$0	100.00%
BLUE RIBBON TROPHY	\$1,323	\$1,323	\$1,323	\$1,323	100.00%
CAROLINA BIOLOGICAL SUPPLY	\$25,611	\$25,611	\$25,611	\$0	100.00%
CDW GOVERNMENT INC	\$1,780	\$1,780	\$1,780	\$0	100.00%



**Measure S Bond Program
Financial Report for February 2023
Budget vs Actuals by School and Budget Category with Vendor Detail**

QSS Data thru 02/28/2023

	Budget	Contracted to Date	Expended to Date	Quarterly Expense Jan '23 - Mar '23	% Expended
DAHLBERG, KENT & AMY dba NEW DIMENSION	\$25,722	\$25,722	\$25,722	\$0	100.00%
DEVELOPMENT GROUP INC	\$52,937	\$52,937	\$52,937	\$0	100.00%
FISHER SCIENCE EDUCATION	\$25,951	\$25,951	\$25,951	\$0	100.00%
FLINN SCIENTIFIC INC	\$12,364	\$12,364	\$12,364	\$0	100.00%
SIGNATURE PAINTING	\$15,000	\$15,000	\$15,000	\$15,000	100.00%
TIME & ALARM SYSTEMS	\$45,029	\$45,029	\$10,886	\$10,721	24.17%
VERNES PLUMBING	\$8,285	\$8,285	\$8,285	\$0	100.00%
VISTA PAINT	\$644	\$644	\$644	\$0	100.00%
WW GRAINGER INC	\$4,617	\$4,617	\$4,617	\$0	100.00%
	\$399,261	\$391,273	\$357,130	\$27,044	89.45%
3. Program and Construction Management					
3.01 Program Management Fees					
UNCOMMITTED	\$0	\$0	\$0	\$0	
CORDOBA CORPORATION	\$0	\$0	\$0	\$0	
CUMMING CONSTRUCTION MGMT INC	\$1,002,124	\$1,002,124	\$965,462	\$6,619	96.34%
	\$1,002,124	\$1,002,124	\$965,462	\$6,619	96.34%
3.02 Construction Management Fees					
UNCOMMITTED	\$0	\$0	\$0	\$0	
CORDOBA CORPORATION	\$2,470,528	\$2,470,528	\$2,457,319	\$13,013	99.47%
	\$2,470,528	\$2,470,528	\$2,457,319	\$13,013	99.47%
4. Construction Support Costs					
4.02 Title, Environmental, Stormwater Management					
UNCOMMITTED	\$0	\$0	\$0	\$0	
CHICAGO TITLE COMPANY	\$750	\$750	\$750	\$0	100.00%
PLACEWORKS INC	\$73,237	\$73,237	\$73,237	\$0	100.00%
STATE WATER RESOURCES CONTROL BOARD (SWRCB)	\$484	\$484	\$484	\$0	100.00%
	\$74,471	\$74,471	\$74,471	\$0	100.00%
4.03 Commissioning					
UNCOMMITTED	\$1	\$0	\$0	\$0	
CEPA OPERATIONS	\$1,840	\$1,840	\$1,840	\$0	100.00%
P2S ENGINEERING INC	\$30,975	\$30,975	\$28,164	\$0	90.92%
	\$32,816	\$32,815	\$30,004	\$0	91.43%
4.05 DSA Review Fees					
UNCOMMITTED	\$51,922	\$0	\$0	\$0	
DIVISION OF STATE ARCHITECT	\$289,250	\$289,250	\$289,250	\$0	100.00%
	\$341,172	\$289,250	\$289,250	\$0	84.78%
4.06 Postage, Printing & Advertising					
UNCOMMITTED	\$0	\$0	\$0	\$0	



Measure S Bond Program
Financial Report for February 2023
Budget vs Actuals by School and Budget Category with Vendor Detail

QSS Data thru 02/28/2023

	Budget	Contracted to Date	Expended to Date	Quarterly Expense Jan '23 - Mar '23	% Expended
AMERICAN REPROGRAPHICS CO LLC	\$12,670	\$12,670	\$12,670	\$0	100.00%
SOUTHERN CALIFORNIA NEWS GROUP	\$1,768	\$1,768	\$1,768	\$0	100.00%
	\$14,438	\$14,438	\$14,438	\$0	100.00%
4.07 DSA Inspection (IOR)					
UNCOMMITTED	\$0	\$0	\$0	\$0	
BPI INSPECTION SERVICE	\$329,229	\$329,229	\$319,975	-\$6,840	97.19%
	\$329,229	\$329,229	\$319,975	-\$6,840	97.19%
4.08 DSA Construction Phase Testing (LOR)					
UNCOMMITTED	\$0	\$0	\$0	\$0	
NINYO & MOORE	\$568,109	\$568,109	\$568,109	\$0	100.00%
	\$568,109	\$568,109	\$568,109	\$0	100.00%
4.09 Relocation					
UNCOMMITTED	\$0	\$0	\$0	\$0	
BELTMANN GROUP, INC	\$4,748	\$4,748	\$4,748	\$0	100.00%
ULINE INC	\$1,365	\$1,365	\$1,365	\$0	100.00%
	\$6,113	\$6,113	\$6,113	\$0	100.00%
4.11 Preliminary Testing (Hazmat, Topo, Geo, etc)					
UNCOMMITTED	\$0	\$0	\$0	\$0	
CALIFORNIA GEOLOGICAL SURVEY (Geology and Seismology Review)	\$3,600	\$3,600	\$3,600	\$0	100.00%
ENVIRONMENTAL NETWORK CORPORATION	\$19,085	\$19,085	\$19,085	\$0	100.00%
LEIGHTON CONSULTING INC (Geotechnical Engineering)	\$16,549	\$16,549	\$16,549	\$0	100.00%
PSOMAS	\$21,034	\$21,034	\$21,034	\$0	100.00%
RMA GROUP (dba SITESCAN)	\$44,890	\$44,890	\$44,890	\$0	100.00%
SPECTRUM FIRE PROTECTION (Fire Hydrant Flow Test)	\$1,000	\$1,000	\$1,000	\$0	100.00%
	\$106,158	\$106,158	\$106,158	\$0	100.00%
4.12 Utility Connection Fees (Local Permits)					
UNCOMMITTED	\$0	\$0	\$0	\$0	
SOUTHERN CALIFORNIA EDISON	\$400	\$400	\$400	\$0	100.00%
STATE WATER RESOURCES CONTROL BOARD (SWRCB)	\$2,299	\$2,299	\$2,299	\$0	100.00%
	\$2,699	\$2,699	\$2,699	\$0	100.00%
4.13 FF&E (Laboratory Tables and Chairs, other)					
UNCOMMITTED	\$4,525	\$0	\$0	\$0	
AMS.NET	\$3,754	\$3,754	\$3,754	\$0	100.00%
CDW GOVERNMENT INC	\$60,305	\$60,305	\$60,305	\$0	100.00%
CULVER-NEWLIN INC	\$12,359	\$12,359	\$12,359	\$0	100.00%
FISHER SCIENCE EDUCATION	\$6,574	\$6,574	\$6,574	\$0	100.00%
FLINN SCIENTIFIC INC	\$4,162	\$4,162	\$4,162	\$0	100.00%
GORM	\$10,205	\$10,205	\$10,205	\$0	100.00%
HILLYARD INC	\$9,910	\$9,910	\$9,910	\$0	100.00%
INTER-PACIFIC INC	\$7,325	\$7,325	\$7,325	\$0	100.00%



**Measure S Bond Program
Financial Report for February 2023
Budget vs Actuals by School and Budget Category with Vendor Detail**

QSS Data thru 02/28/2023

	Budget	Contracted to Date	Expended to Date	Quarterly Expense Jan '23 - Mar '23	% Expended
PERFORMANCE HEALTH SUPPLY (DBA MEDCO)	\$2,065	\$2,065	\$2,065	\$0	100.00%
SIERRA SCHOOL EQUIPMENT COMPANY	\$506,325	\$506,325	\$502,500	\$0	99.24%
TIME & ALARM SYSTEMS	\$13,512	\$13,512	\$6,896	\$0	51.03%
TURTLE STORAGE dba AMERICAN BICYCLE CO	\$6,871	\$6,871	\$6,871	\$0	100.00%
VWR INTERNATIONAL LLC	\$47,922	\$47,922	\$47,922	\$0	100.00%
	\$695,813	\$691,288	\$680,847	\$0	97.85%
4.15 Miscellaneous Fees					
UNCOMMITTED	\$5,198	\$0	\$0	\$0	
OUSD COST OF INTEREST DISTRIBUTION	\$51,035	\$51,035	\$51,035	\$0	100.00%
	\$56,233	\$51,035	\$51,035	\$0	90.76%
Total 394-9520 Villa Park HS Science Center (DSA 04-117022)	\$29,666,628	\$29,198,884	\$28,060,575	\$29,099	94.59%
394-9520 Villa Park HS Interim Housing (DSA 04-116788)					
1. Design Cost					
1.01 Architect					
UNCOMMITTED	\$0	\$0	\$0	\$0	
LPA INC	\$70,000	\$70,000	\$70,000	\$0	100.00%
	\$70,000	\$70,000	\$70,000	\$0	100.00%
2. Construction Cost					
2.01 Construction					
UNCOMMITTED	\$0	\$0	\$0	\$0	
ANGELES CONTRACTOR, INC	\$1,074,556	\$1,074,556	\$1,074,556	\$0	100.00%
	\$1,074,556	\$1,074,556	\$1,074,556	\$0	100.00%
2.02 OFCI and Other Construction					
UNCOMMITTED	\$0	\$0	\$0	\$0	
ACCO ENGINEERED SYSTEMS INC	\$36,527	\$36,527	\$36,527	\$0	100.00%
	\$36,527	\$36,527	\$36,527	\$0	100.00%
4. Construction Support Costs					
4.01 Rental					
UNCOMMITTED	\$0	\$0	\$0	\$0	
ELITE MODULAR LEASING & SALES INC	\$690,571	\$690,571	\$622,971	\$0	90.21%
	\$690,571	\$690,571	\$622,971	\$0	90.21%
4.05 DSA Review Fees					
UNCOMMITTED	\$0	\$0	\$0	\$0	
DIVISION OF STATE ARCHITECT	\$24,163	\$24,163	\$24,163	\$0	100.00%
	\$24,163	\$24,163	\$24,163	\$0	100.00%
4.07 DSA Inspection (IOR)					



Measure S Bond Program
Financial Report for February 2023
Budget vs Actuals by School and Budget Category with Vendor Detail

QSS Data thru 02/28/2023

	Budget	Contracted to Date	Expended to Date	Quarterly Expense Jan '23 - Mar '23	% Expended
UNCOMMITTED	\$0	\$0	\$0	\$0	
BPI INSPECTION SERVICE	\$43,265	\$43,265	\$43,265	\$0	100.00%
	\$43,265	\$43,265	\$43,265	\$0	100.00%
4.08 DSA Construction Phase Testing (LOR)					
UNCOMMITTED	\$0	\$0	\$0	\$0	
NINYO & MOORE	\$41,908	\$41,908	\$41,908	\$0	100.00%
	\$41,908	\$41,908	\$41,908	\$0	100.00%
4.09 Relocation					
UNCOMMITTED	\$0	\$0	\$0	\$0	
BELTMANN GROUP, INC	\$4,640	\$4,640	\$4,640	\$0	100.00%
	\$4,640	\$4,640	\$4,640	\$0	100.00%
Total 394-9520 Villa Park HS Interim Housing (DSA 04-116788)	\$1,985,629	\$1,985,629	\$1,918,029	\$0	96.60%
394-9520 Villa Park HS Parking and Drop Off (DSA 04-118521)					
1. Design Cost					
1.01 Architect					
UNCOMMITTED	\$0	\$0	\$0	\$0	
LPA INC	\$107,305	\$107,305	\$59,506	\$0	55.45%
	\$107,305	\$107,305	\$59,506	\$0	55.45%
2. Construction Cost					
2.01 Construction					
UNCOMMITTED	\$0	\$0	\$0	\$0	
ANGELES CONTRACTOR, INC	\$2,700,000	\$2,700,000	\$2,594,435	\$0	96.09%
	\$2,700,000	\$2,700,000	\$2,594,435	\$0	96.09%
2.02 OFCI and Other Construction					
UNCOMMITTED	\$0	\$0	\$0	\$0	
WW GRAINGER INC	\$1,536	\$1,536	\$1,536	\$0	100.00%
	\$1,536	\$1,536	\$1,536	\$0	100.00%
4. Construction Support Costs					
4.05 DSA Review Fees					
UNCOMMITTED	\$0	\$0	\$0	\$0	
DIVISION OF STATE ARCHITECT	\$38,262	\$38,262	\$38,262	\$0	100.00%
	\$38,262	\$38,262	\$38,262	\$0	100.00%
4.06 Postage, Printing & Advertising					
UNCOMMITTED	\$0	\$0	\$0	\$0	
AMERICAN REPROGRAPHICS CO LLC	\$476	\$476	\$476	\$0	100.00%
	\$476	\$476	\$476	\$0	100.00%



**Measure S Bond Program
Financial Report for February 2023
Budget vs Actuals by School and Budget Category with Vendor Detail**

QSS Data thru 02/28/2023

	Budget	Contracted to Date	Expended to Date	Quarterly Expense Jan '23 - Mar '23	% Expended
4.07 DSA Inspection (IOR)					
UNCOMMITTED	\$0	\$0	\$0	\$0	
BPI INSPECTION SERVICE	\$44,690	\$44,690	\$40,074	\$0	89.67%
	\$44,690	\$44,690	\$40,074	\$0	89.67%
4.08 DSA Construction Phase Testing (LOR)					
UNCOMMITTED	\$0	\$0	\$0	\$0	
NINYO & MOORE	\$75,273	\$75,273	\$75,273	\$0	100.00%
	\$75,273	\$75,273	\$75,273	\$0	100.00%
Total 394-9520 Villa Park HS Parking and Drop Off (DSA 04-118521)	\$2,967,542	\$2,967,542	\$2,809,562	\$0	94.68%
394-9520 Villa Park HS Phase II (DSA 04-119694)					
1. Design Cost					
1.01 Architect					
UNCOMMITTED	\$243,101	\$0	\$0	\$0	
LPA INC	\$1,898,600	\$1,898,600	\$1,301,047	\$0	68.53%
	\$2,141,701	\$1,898,600	\$1,301,047	\$0	60.75%
2. Construction Cost					
2.01 Construction					
UNCOMMITTED	\$0	\$0	\$0	\$0	
PINNER CONSTRUCTION	\$26,659,000	\$26,659,000	\$0	\$0	0.00%
	\$26,659,000	\$26,659,000	\$0	\$0	0.00%
2.02 OFCI and Other Construction					
UNCOMMITTED	\$493,698	\$0	\$0	\$0	
DAHLBERG, KENT & AMY dba NEW DIMENSION	\$6,302	\$6,302	\$0	\$0	0.00%
	\$500,000	\$6,302	\$0	\$0	0.00%
3. Program and Construction Management					
3.01 Program Management Fees					
UNCOMMITTED	\$297,421	\$297,421	\$0	\$0	0.00%
UNCOMMITTED	\$134,450	\$0	\$0	\$0	
CUMMING CONSTRUCTION MGMT INC	\$429,619	\$429,619	\$249,113	\$40,782	57.98%
	\$861,490	\$727,040	\$249,113	\$40,782	28.92%
3.02 Construction Management Fees					
UNCOMMITTED	\$453,714	\$0	\$0	\$0	
CORDOBA CORPORATION	\$564,363	\$564,363	\$184,529	\$25,566	32.70%
	\$1,018,076	\$564,363	\$184,529	\$25,566	18.13%
4. Construction Support Costs					



**Measure S Bond Program
Financial Report for February 2023
Budget vs Actuals by School and Budget Category with Vendor Detail**

QSS Data thru 02/28/2023

	Budget	Contracted to Date	Expended to Date	Quarterly Expense Jan '23 - Mar '23	% Expended
4.01 Rental					
UNCOMMITTED	\$67,634	\$0	\$0	\$0	
ELITE MODULAR LEASING & SALES INC	\$246,489	\$246,489	\$0	\$0	0.00%
WARE DISPOSAL	\$2,877	\$2,877	\$2,877	\$0	100.00%
	\$317,000	\$249,366	\$2,877	\$0	0.91%
4.02 Title, Environmental, Stormwater Management					
UNCOMMITTED	\$12,203	\$0	\$0	\$0	
ENVIRONMENTAL AUDIT INC	\$36,880	\$36,880	\$4,766	\$0	12.92%
	\$49,083	\$36,880	\$4,766	\$0	9.71%
4.03 Commissioning					
UNCOMMITTED	\$5,271	\$0	\$0	\$0	
P2S ENGINEERING INC	\$32,729	\$32,729	\$7,700	\$0	23.53%
	\$38,000	\$32,729	\$7,700	\$0	20.26%
4.05 DSA Review Fees					
UNCOMMITTED	\$61,250	\$0	\$0	\$0	
DIVISION OF STATE ARCHITECT	\$188,750	\$188,750	\$188,750	\$0	100.00%
	\$250,000	\$188,750	\$188,750	\$0	75.50%
4.06 Postage, Printing & Advertising					
UNCOMMITTED	\$4,802	\$0	\$0	\$0	
AMERICAN REPROGRAPHICS CO LLC	\$12,000	\$12,000	\$5,754	\$1,533	47.95%
SOUTHERN CALIFORNIA NEWS GROUP	\$3,500	\$3,500	\$2,918	\$0	83.38%
T.D. GRAPHICS	\$198	\$198	\$198	\$198	100.00%
ULINE INC	\$0	\$0	\$0	\$0	
	\$20,500	\$15,698	\$8,870	\$1,731	43.27%
4.07 DSA Inspection (IOR)					
UNCOMMITTED	\$28,760	\$0	\$0	\$0	
BPI INSPECTION SERVICE	\$471,240	\$471,240	\$1,260	\$1,260	0.27%
	\$500,000	\$471,240	\$1,260	\$1,260	0.25%
4.08 DSA Construction Phase Testing (LOR)					
UNCOMMITTED	\$73,780	\$0	\$0	\$0	
AMERICAN ENGINEERING LABORATORIES INC	\$426,220	\$426,220	\$0	\$0	0.00%
	\$500,000	\$426,220	\$0	\$0	0.00%
4.09 Relocation					
UNCOMMITTED	\$28,750	\$0	\$0	\$0	
CLEAN EARTH ENVIRONMENTAL	\$20,000	\$20,000	\$0	\$0	0.00%
ULINE INC	\$1,250	\$1,250	\$0	\$0	0.00%
	\$50,000	\$21,250	\$0	\$0	0.00%
4.11 Preliminary Testing (Hazmat, Topo, Geo, etc)					
UNCOMMITTED	\$17,367	\$0	\$0	\$0	
ENVIRONMENTAL NETWORK CORPORATION	\$22,860	\$22,860	\$4,640	\$0	20.30%



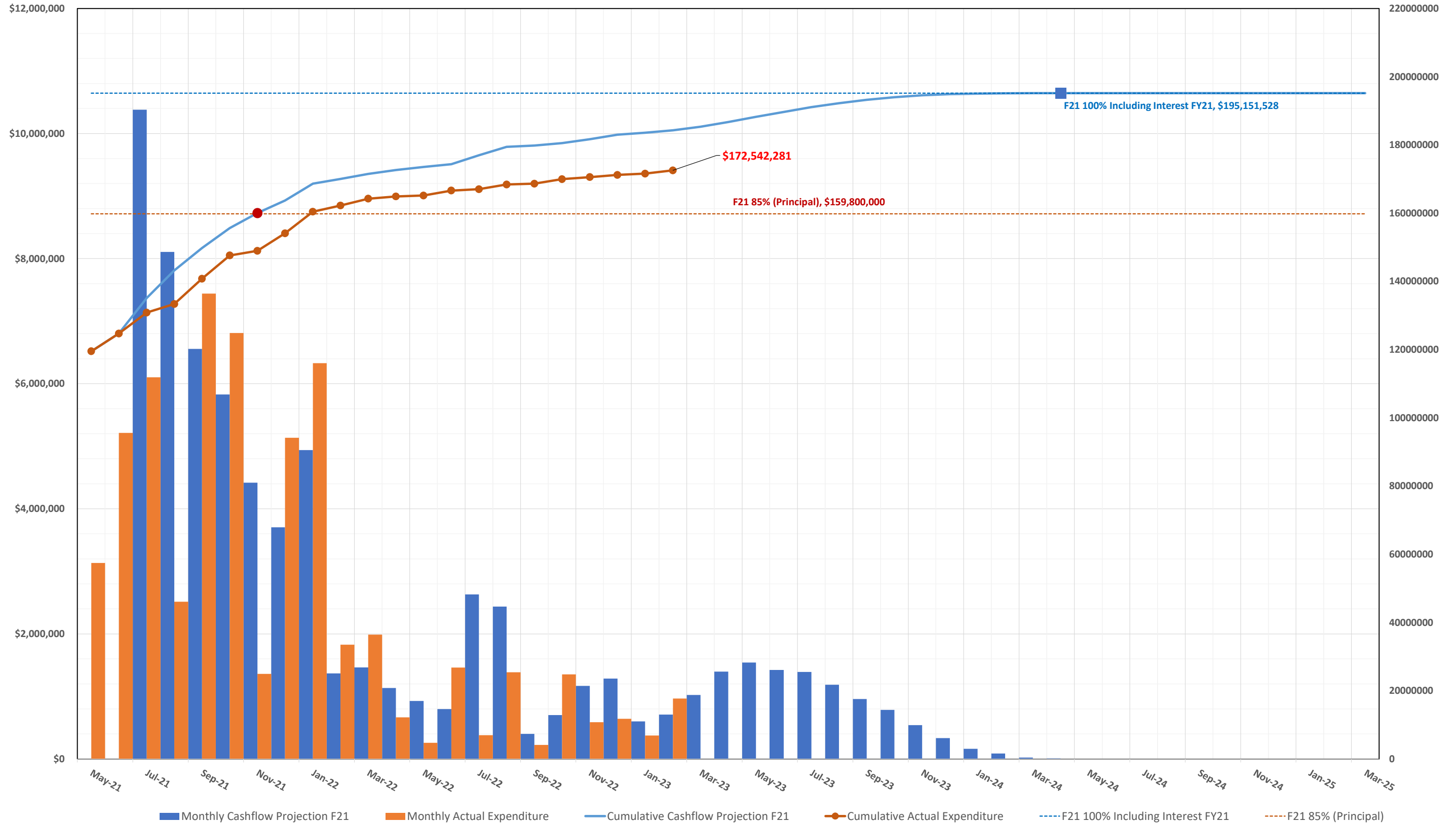
Measure S Bond Program
Financial Report for February 2023
Budget vs Actuals by School and Budget Category with Vendor Detail

QSS Data thru 02/28/2023

	Budget	Contracted to Date	Expended to Date	Quarterly Expense Jan '23 - Mar '23	% Expended
NINYO & MOORE	\$53,223	\$53,223	\$53,223	\$0	100.00%
PSOMAS	\$26,550	\$26,550	\$26,550	\$0	100.00%
	\$120,000	\$102,633	\$84,413	\$0	70.34%
4.12 Utility Connection Fees (Local Permits)					
UNCOMMITTED	\$32,100	\$0	\$0	\$0	
	\$32,100	\$0	\$0	\$0	0.00%
4.13 FF&E (Laboratory Tables and Chairs, other)					
UNCOMMITTED	\$600,000	\$0	\$0	\$0	
	\$600,000	\$0	\$0	\$0	0.00%
4.15 Miscellaneous Fees					
UNCOMMITTED	\$94,381	\$0	\$0	\$0	
OUSD COST OF INTEREST DISTRIBUTION	\$619	\$619	\$619	\$0	100.00%
	\$95,000	\$619	\$619	\$0	0.65%
5. Contingency					
5.01 Construction Contingency					
UNCOMMITTED	\$2,665,900	\$0	\$0	\$0	
	\$2,665,900	\$0	\$0	\$0	0.00%
5.02 Project Contingency					
UNCOMMITTED	\$1,034,430	\$0	\$0	\$0	
	\$1,034,430	\$0	\$0	\$0	0.00%
Total 394-9520 Villa Park HS Phase II (DSA 04-119694)	\$37,452,281	\$31,400,691	\$2,033,945	\$69,338	5.43%
Villa Park High School	\$72,135,029	\$65,615,695	\$34,885,060	\$98,437	48.36%

3.2 Cash Flow Projections

MEASURE S BOND PROGRAM -
 Series A 2018 CASH FLOW PROJECTION (Phase I and II) Actual Costs thru February 28,
 2023, NOT INCLUDING ACCRUALS PENDING PAYMENT Fund 21 Planned Costs
 Projected as of June 30, 2021



4.0 PROGRAM SUMMARY SCHEDULE



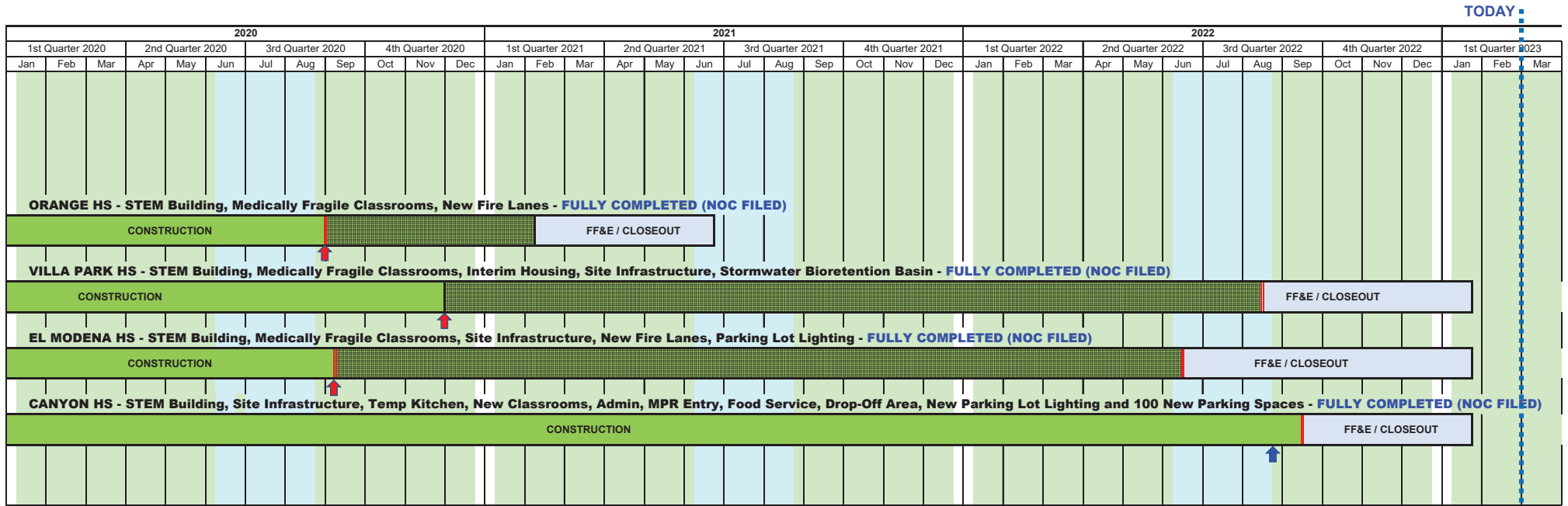
MEASURE S BOND PROGRAM - PHASE I: SCHEDULE SUMMARY

2016			2017												2018												2019											
4th Quarter 2016			1st Quarter 2017			2nd Quarter 2017			3rd Quarter 2017			4th Quarter 2017			1st Quarter 2018			2nd Quarter 2018			3rd Quarter 2018			4th Quarter 2018			1st Quarter 2019			2nd Quarter 2019			3rd Quarter 2019			4th Quarter 2019		
Oct	Nov	Dec	Jan	Feb	Mar	Apr	May	Jun	Jul	Aug	Sep	Oct	Nov	Dec	Jan	Feb	Mar	Apr	May	Jun	Jul	Aug	Sep	Oct	Nov	Dec	Jan	Feb	Mar	Apr	May	Jun	Jul	Aug	Sep	Oct	Nov	Dec
<div style="border: 1px solid black; padding: 2px; display: inline-block;">BOND SALE SERIES A - \$188M</div>																																						
ORANGE HS - Site Infrastructure, Move Relocatable Buildings, Bus Drop-Off, Restroom Renovation & Satellite Kitchen - COMPLETED																																						
PROGRAM PHASE			DESIGN PHASE						DSA REVIEW & APPROVAL						BID & AWARD			INFRASTRUCTURE						SATELLITE KITCHEN CONSTRUCTION						FF&E/CLOSEOUT								
ORANGE HS - STEM Building, Medically Fragile Classrooms, New Fire Lanes - SUBSTANTIALLY COMPLETED (OCCUPIED)																																						
PROGRAM PHASE			DESIGN PHASE						DSA REVIEW & APPROVAL						BID & AWARD						CONSTRUCTION																	
VILLA PARK HS - STEM Building, Medically Fragile Classrooms, Interim Housing, Site Infrastructure, Stormwater Bioretention Basin																																						
PROGRAM PHASE			DESIGN PHASE						DSA REVIEW & APPROVAL						BID & AWARD			CONSTRUCTION																				
EL MODENA HS - STEM Building, Medically Fragile Classrooms, Site Infrastructure, New Fire Lanes, Parking Lot Lighting																																						
PROGRAM PHASE			DESIGN PHASE						DSA REVIEW & APPROVAL						BID & AWARD			CONSTRUCTION																				
CANYON HS - STEM Building, Site Infrastructure, Temporary Kitchen, New Classrooms, Administration, MPR Entry, Food Service, Drop-Off Circulation,																																						
PROGRAM PHASE			DESIGN PHASE						DSA REVIEW & APPROVAL						BID & AWARD																							

- Villa Park HS Schematic Design & Budget Board Approved 6/8/17
- Canyon HS Schematic Design & Budget Board Approved 5/25/17
- El Modena HS Schematic Design & Budget Board Approved 5/11/17
- Orange HS Schematic Design & Budget Board Approved 4/13/17
- Program Manager Starts Work 1/17/17
- Bond Measure S Passes by 62% on 11/8/16



MEASURE S BOND PROGRAM - PHASE I: SCHEDULE SUMMARY



— SUMMER BREAK

— STEM Building Substantial Completion (Scheduled)

— There is a date under legal negotiation (see monthly report) that may extend this substantial completion date (the dashed section is the extension under review).

— There has been a Substantial Completion date change; if approved by the Board of Education (see under specific project for the Change Order # referenced).



MEASURE S BOND PROGRAM - PHASE II: SCHEDULE SUMMARY

2018				2019												2020												2021																	
2018				3rd Quarter 2018			4th Quarter 2018			1st Quarter 2019			2nd Quarter 2019			3rd Quarter 2019			4th Quarter 2019			1st Quarter 2020			2nd Quarter 2020			3rd Quarter 2020			4th Quarter 2020			1st Quarter 2021			2nd Quarter 2021			3rd Quarter 2021			4th Quarter 2021		
Jun	Jul	Aug	Sep	Oct	Nov	Dec	Jan	Feb	Mar	Apr	May	Jun	Jul	Aug	Sep	Oct	Nov	Dec	Jan	Feb	Mar	Apr	May	Jun	Jul	Aug	Sep	Oct	Nov	Dec	Jan	Feb	Mar	Apr	May	Jun	Jul	Aug	Sep	Oct	Nov	Dec			
ORANGE HS - Phase II: New two-story classroom/Admin bldg, Bldg 300 layout admin swing space, demo of existing Bldg 100/200.																																													
PROGRAM PHASE				CONCEPTUAL DESIGN												DESIGN PHASE												DESIGN PHASE						DSA REVIEW & APPROVAL											
VILLA PARK HS - Phase II: New two-story, 18-classroom bldg, accessibility, and restroom upgrades to bldg 100/200, demo of bldg 500, and removal of 19 portable classrooms.																																													
PROGRAM PHASE				CONCEPTUAL DESIGN												DESIGN PHASE												DSA REVIEW & APPROVAL																	
EL MODENA HS - Phase II: Renovation of four (4) classroom bldgs (bldgs 200, 300, 400 and 500), library, bldg 800 (CTE), and expand Admin Bldg, new one-story classroom bldg and two bridges (2nd flr).																																													
PROGRAM PHASE				CONCEPTUAL DESIGN												DESIGN PHASE												DESIGN PHASE						DSA REVIEW & APPROVAL											
CANYON HS - Phase II: Bldg (C) remove and replace HVAC systems, electrical systems, fire alarm, door & hardware, glazing, IT connectivity, insulate bldg, renovate restrooms, reconfigure lounge.																																													
PROGRAM PHASE				CONCEPTUAL DESIGN				DESIGN PHASE												DESIGN PHASE						DSA REVIEW & APPROVAL																			
PHASE 2 PROJECTS (as of August 2019 Monthly Report)																																													
PROGRAM PHASE				CONCEPTUAL / DESIGN PHASE												DSA REVIEW & APPROVAL						CONSTRUCTION (Anticipated Beyond Dec 2021)																							

SUMMER BREAK

Conceptual Design Board Approved 12/13/18
 Conceptual Design Board Approved 5/9/19 for Canyon HS
 Phase II Design & Budget Board Approved 7/25/19
 Orange HS
 El Modena HS
 Villa Park HS
 Orange HS
 El Modena HS
 Villa Park HS
 Canyon HS

Phase II Design Document & Construction Estimate Board Approval (Completed)
 Orange HS - November 19, 2020 Board Meeting
 El Modena HS - October 15, 2020 Board Meeting
 Villa Park HS - August 13, 2020 Board Meeting
 Canyon HS - February 11, 2021 Board Meeting



MEASURE S BOND PROGRAM - PHASE II: SCHEDULE SUMMARY

2022												2023												2024					
1st Quarter 2022			2nd Quarter 2022			3rd Quarter 2022			4th Quarter 2022			1st Quarter 2023			2nd Quarter 2023			3rd Quarter 2023			4th Quarter 2023			1st Quarter 2024		2nd Quarter 2024			
Jan	Feb	Mar	Apr	May	Jun	Jul	Aug	Sep	Oct	Nov	Dec	Jan	Feb	Mar	Apr	May	Jun	Jul	Aug	Sep	Oct	Nov	Dec	Jan	Feb	Mar	Apr	May	Jun
BOND SALE SERIES B - \$100M																													
End of Bond Series A Funds (Projected)																													
ORANGE HS - Phase II: New two-story classroom/Admin bldg, Bldg 300 layout admin swing space, demo of existing Bldg 100/200.																													
BID (rejected)						Re-BID & AWARD						CONSTRUCTION																	
VILLA PARK HS - Phase II: New two-story, 18-classroom bldg, accessibility, and restroom upgrades to bldg 100/200, demo of bldg. 500, and removal of 19 portable classrooms.																													
						BID & AWARD						CONSTRUCTION																	
EL MODENA HS - Phase II: Renovation of four (4) classroom bldgs (bldgs 200, 300, 400 and 500), library, bldg 800 (CTE), and expand Admin Bldg.																													
						BID & AWARD						CONSTRUCTION																	
CANYON HS - Phase II: Bldg (C) remove and replace HVAC systems, electrical systems, fire alarm, door & hardware, glazing, IT connectivity, insulate bldg, renovate restrooms, and reconfigure lounge.																													
						BID & AWARD						CONSTRUCTION												FF&E / CLOSEOUT					
PHASE 2 PROJECTS (as of August 2019 Monthly Report)* (Left for reference)																													
						FF&E / CLOSEOUT																							

TODAY

TODAY

- SUMMER BREAK
- EXTENDED CONSTRUCTION START
(for Phase II Bond Award)

Board of Education

Rick Ledesma, President
John Ortega, Vice-President
Angie Schlueter-Rumsey, Clerk
Andrea Yamasaki
Kris Erickson
Ana Page
Madison Klovstad Miner

Edward Velasquez, Board Secretary
Interim Superintendent

David A. Rivera
Deputy Superintendent
Business Services

Scott Harvey
Senior Executive Director
Administrative Services



Facilities & Planning Department
Measure S Bond Program
726 W. Collins Avenue
Orange, CA 92867
T: (714) 628-4500