



ORANGE UNIFIED SCHOOL DISTRICT

Measure S Bond Program

March 2023 Monthly Progress Report



PERIOD COVERED:

March 1-31, 2023

FISCAL YEAR

FY 2022-2023

PROGRESS REPORT NO.

PR-069-2023-069

PREPARED BY:

CUMMING
Building Value Through Expertise



TABLE OF CONTENTS

1.0 Executive Summary

- 1.1 Program Summary
- 1.2 Program Highlights/Key Milestones
- 1.3 Look Ahead (next 90 days)

2.0 Project Status Report

PHASE 1:

- Canyon HS – Science Center
- El Modena HS – Science Center
- Orange HS – Utility Infrastructure (Increment # 1)
- Orange HS – Science Center (Increment # 2)
- Villa Park HS – Interim Housing & Science Center

PHASE 2:

- Canyon HS - Modernization
- El Modena HS - Modernization
- Orange HS - New & Building Modernization
- Villa Park HS - New Building & Modernization

3.0 Financial Report

- 3.1 Project Cost Estimate
 - Summary with Quarterly totals
 - Budget vs Actuals with Vendor details per High School
- 3.2 Cash Flow Projections

4.0 Program Schedule Summary

- 4.1 Phase I Schedule Summary
- 4.2 Phase II Schedule Summary



1.0 EXECUTIVE SUMMARY

1.1 Program Summary

Division of State Architects (DSA) approval to establish [Phase 1](#) design criteria completed as follows:

- (Completed) September 22, 2020 - El Modena HS Phase 1 Quad (04-119124)
- (Completed) October 24, 2019 - Villa Park HS New Parking and Drop Off (04-118521).
- (Completed) June 25, 2019 - Orange HS Custom Tensile Fabric Shade Structures (04-118351)
- (Completed) May 2, 2019 - Canyon HS Interim Modular Kitchen (04-118418)
- (Completed) January 31, 2019 - Canyon HS Science Center (04-117300)
- (Completed) November 6, 2018 - El Modena HS Science Center (04-117098)
- (Completed) August 16, 2018 - Villa Park HS Science Center (04-117022)
- (Completed) July 12, 2018 - Orange HS Science Center (Increment # 2) (04-116859)
- (Completed) April 10, 2018 - Orange HS Increment # 1 (Satellite Kitchen) (04-116673.2)
- (Completed) March 1, 2018 - Orange HS Increment #1 (Infrastructure Upgrades, Move Relocatable Buildings, Bus Drop-Off, Restroom Renovation Project) (04-116673.1)
- (Completed) February 7, 2018 - Villa Park HS Interim Housing (DSA Application #04-116788)

[Phase 1](#) construction started (NTP) / completed (NOC), as follows:

- Construction Start - June 15, 2018 – Orange HS Site Infrastructure (Increment #1) (04-116673)
 - (DSA Completed) September 4, 2019 – Orange HS Site Infrastructure (Increment #1) (04-116673)
- Construction Start January 7, 2019 – Villa Park HS (Int Housing and Science Center) (04-117022)
 - (DSA Completed) March 17, 2022 – Interim Housing (04-116788)
 - (DSA Completed) March 21, 2022 – Parking Lot Drop-Off (04-118521)
 - (Completed) January 20, 2023 – Villa Park HS Science Center (04-117022)
- Construction Start February 18, 2019 – Orange HS Science Center (Increment #2) (04-116859)
 - (DSA Completed) April 8, 2020 – Custom Tensile Fabric Shade Structure (04-118351)
 - (DSA Completed) August 11, 2021 – Orange HS Science Center (Increment #2) (04-116859)
- Construction Start April 2, 2019 – El Modena HS Science Center (04-117098)
 - (Completed) January 20, 2023 – El Modena HS Science Center (04-117098)
- Construction Start June 12, 2019 – Canyon HS Interim Housing & Science Center (04-117300)
 - (DSA Completed) August 7, 2020 – Interim Modular Kitchen (04-118418)
 - (Completed) January 20, 2023 – Canyon HS Science Center (04-117098)

Division of State Architects (DSA) approval to establish [Phase 2](#) design criteria as follows:

- (Completed) September 10, 2021 – Villa Park HS Phase 2 (04-119694)
- (Completed) May 6, 2022 – El Modena HS Phase 2 (04-120032)



- (Completed) January 25, 2022 – Orange HS Phase 2 (04-120151)
- (Completed) January 14, 2022 – Canyon HS Phase 2 (04-120410)

Phase 2 construction started (NTP) / completed (NOC), as follows:

- Construction Start - September 23, 2021 – Orange HS Bldg. 300 Admin Swing Space (S2122-001C)
 - (Completed) March 1, 2022 – Orange HS Bldg. 300 Admin Swing Space (S2122-001C)
- Construction Start November 3, 2022 – Villa Park HS (S2223-001)(New Classroom Building & Building 100/200 Modernization) (04-119694)
- Construction Start December 23, 2022 – Orange HS (S2223-004C) (Temporary Modular Classrooms (four) (04-xxxxxx)
- Construction Start January 3, 2023 – Orange HS (S2223-002)(2-story Classroom & Student Services Building) (04-120151)
- Construction Start **March 3, 2023** – El Modena HS (S2223-003)(Campus Modernization) (04-120032)

1.2 Program Highlights/Key Milestones

California Environmental Quality Act (CEQA) Compliance **ACHIEVED on Phase 1 (as required by law):**

- Villa Park HS Science Center – Notice of Exemption (Board approved on 9/20/18).
- Canyon HS Science Center – Notice of Exemption (Board approved on 7/26/18).
- Orange HS Science Center – Notice of Exemption (Board approved on 3/8/18).
- El Modena HS Science Center – Notice of Exemption (Board approved on 3/8/18).

California Environmental Quality Act (CEQA) Compliance **ACHIEVED on Phase 2 (as required by law):**

- Orange HS Phase 2 – Based on CEQA review, no new Notice of Exemption needed.
- Villa Park HS Phase 2 – Notice of Exemption (Board approved on 4/14/22).
- Canyon HS Phase 2 – Notice of Exemption (Board approved on 5/5/22).
- El Modena HS Phase 2 – Notice of Exemption (Board approved on 5/5/22).

Program Wide Cash Flow Projection / Bond Issuance

- On January 25, 2023, the Citizen’s Oversight Committee meeting was held in District Office, conference room B. The Measure S team gave an update of Phase I and Phase II projects. There was a Measure S Bond Audit presentation by Nigro & Nigro. Next meeting tentatively scheduled for April 2023 pursuant to the calendar approval.
- As of March 31, 2023, the overall project budgets are being reviewed with a CM and program management team weekly and revised for Phase 2 changes as approved by Senior Executive Director and the CBO.

Project Achievements:

- On 3/13/23, Bernard Bros started construction on the El Modena HS Phase 2 project.



- As of 03/31/23, processed PCL payment application # 01 (January) for Orange HS Phase 2, reflecting 4% paid overall completion, reflecting 21 calendar days elapsed.
- As of 03/31/23, processed PINNER payment application # 02 (February) for Villa Park HS Phase 2, reflecting 8% paid overall completion, reflecting 88 calendar days elapsed.

1.3 Look Ahead (next 90 days)

Board of Education Agenda

April 13th

1. Recommend Board approval of **Elite Modular Leasing & Sales, Inc.** pursuant to Savanna School District competitive Bid 2021 District-Wide Contract for Purchase, Lease, Relocate, Dismantling, and Removal of Division of the State Architect (DSA) Approved portable building, Project SSPU, #40-04/2020-21, awarded to Elite Modular Leasing & Sales, Inc. on February 9, 2021, with extensions valid through February 8, 2023. The District is in need of a **One-year lease for one (1) relocatable classroom building at Canyon High School**. The relocatable unit will provide satellite kitchen use for the school under the upcoming Measure S Phase 2 building project. Elite Modular Leasing & Sales has proposed a one-year lease in the amount of **\$30,131.00**. Staff has reviewed this pricing and has deemed the proposal to be reasonable and in alignment with the other modular utilized under the Savanna piggyback bid.
2. As of 3/9/23, a public electronic bid opening through Planet Bids was held for **Bid No. S2223-005 Canyon HS Building C** Modernization. There were two (2) bids received at the close of bidding: PCN3, in the amount of **\$8,119,015** (including the Allowance of \$300,000 will be recommended on the April 13th Board meeting for approval.

Program Wide

- Orange HS Phase II –PCL Construction, Inc.; on site prepping for demo of 100/200 building, and continuing with the hazardous material consultant (Encorp) to monitor the abatement needed prior to the demolition of the existing Administration Building, and a 1-story Science Building.
- Orange HS Phase II – Establish a contract with New Dimension to move the flagpole that is being salvaged, onto the existing school site at a location to be named by the principal.
- Orange HS Phase II – Establish a contract with AMS.net to establish a temporary paging system with outdoor speakers, to replace the bell and paging systems during this Phase 2 construction.
- El Modena HS Science Center – Working on the DSA 310-N Notification of Requirement for Certification for Construction of-Science Classroom Building (04-117098), for all parties (Architect, Inspector, Lab of Record, and General Contractor), to complete all the DSA forms and open filed trip note items needed. Pursuing the DSA certificate of compliance.



- El Modena HS Science Center – Keeping track of the notices that are still being sent on this contract after the retention release payment application # 39 was processed. Keeping district legal notified.
- El Modena HS Phase II – Bernard Bros, was issued a purchase order contract and Notice to Proceed (NTP) and has mobilized and started the Phase 2 Modernization work, examining the site utilities to continue coverage and operation to the wood shop in building 800, prep for abatement of hazardous material in building 800, continuing, and prepare for Quad area demolition.
- El Modena HS Phase II – Board awarded contract with Elite Modular to place, ten (10) relocatable classroom buildings and one (1) Boy/Girl/ Staff Restroom building. These relocatable units will provide classroom and restroom swing space use for the school this summer for the next phase of this modernization Phase 2 building project.
- El Modena HS Phase II – Preparing the bid document for the utility site connection of the ten (10) relocatable classroom buildings and one (1) modular Boy/Girl/ Staff Restroom building. These relocatable units will need to be connected to power and water in order to provide classroom and restroom swing space use for the school this summer for the next phase of this modernization Phase 2 building project.
- El Modena HS Phase II – the Move Manager is working with the principal and teachers discussing the need of temporary modular classroom to facilitate the temp moves needed for the campus modernization this summer.
- Villa Park HS Interim Housing & Science Center – Working on the DSA 310-N Notification of Requirement for Certification for Construction of Science Classroom Building (04-117022), for all parties (Architect, Inspector, Lab of Record, and General Contractor), to complete all the DSA forms and open filed trip note items needed. Pursuing the DSA certificate of compliance.
- Villa Park HS Interim Housing & Science Center – Keeping track of the notices that are still being sent on this contract after the retention release payment application # 42 was processed. Keeping district legal notified.
- Villa Park HS Phase II –Pinner Construction, excavating and continuing to prepare the site for the new building footers and grade beams. Continued the excavation and ground preparation for the new storm water piping on the west side of the project site.
- Canyon HS Science Center – After NOC approval, Swinerton Builders is completing close out items and remaining punch list items preparing for the retention payment application release. Preparing to file for DSA 168 for final project costs, to awaiting DSA response on certificate of compliance.



- Canyon HS Science Center – Working on the DSA 310-N Notification of Requirement for Certification for Construction of-Science Classroom Building (04-117300), for all parties (Architect, Inspector, Lab of Record, and General Contractor), to complete all the DSA forms and open filed trip note items needed.
- Canyon HS Phase II – The S2223-005 Canyon HS Building C Modernization project received a responsive and responsible low bid that was recommended to the Board of Education pending award.
- Canyon HS Phase II – Moving forward to establish all the construction support contracts in preparation of the construction start.



2.0 PROJECT STATUS REPORT (PHASE 1)



Canyon High School
New STEM Building



EL MODENA SCIENCE CENTER
03.11.2017

Overall View



Orange High School Science Center



ET VILLA PARK HIGH SCHOOL





CANYON HIGH SCHOOL

CANYON HS SCIENCE CENTER

- | | |
|------------------------------------------------------------------------------------------------------------------------------------------------------------------------------------------|-----------------------------------------------------------------------------------------------------------------------------------------------------------------------------------------------------------|
| <ul style="list-style-type: none"> ✓ 12 Laboratory Rooms ✓ 12 General Classrooms ✓ Student Services ✓ New Food Services ✓ New Kitchen | <ul style="list-style-type: none"> ✓ New Multi-Purpose Room Entry ✓ Parking Lot Improvements ✓ Infrastructure Upgrade and Improvements ✓ Landscape Improvements |
|------------------------------------------------------------------------------------------------------------------------------------------------------------------------------------------|-----------------------------------------------------------------------------------------------------------------------------------------------------------------------------------------------------------|

Project Update (Close Out):

- As of 3/31/23, Working on the DSA 310-N Notification of Requirement for Certification (60-day) for Construction of 1-Science Classroom Building, 1-Multi-purpose Building H, 1-Kitchen, and 1-Parking Lot (04-117300), for all parties (Architect, Inspector, Lab of Record, and General Contractor), to complete all the DSA forms needed. Pursuing the DSA certificate of compliance.
- As of 3/31/23, the Retention Release payment application # 43 was processed, including withhold cost necessary.

[See Construction Photo's below:](#)



Left to right: Aerial shot of the completed Canyon HS STEM Center (front of campus, Imperial Hwy view).





EL MODENA HS SCIENCE CENTER

- ✓ 12 Laboratory Rooms
- ✓ 1 General Classrooms
- ✓ 2 Medically Fragile Classrooms

- ✓ Relocation of Campus MDF
- ✓ Technology & Utility Upgrade
- ✓ Landscape Improvements

Project Update (Close Out):

- As of 3/31/23, Working on the DSA 310-N Notification of Requirement for Certification for Construction of 1-Science Classroom Building (04-117098), for all parties (Architect, Inspector, Lab of Record, and General Contractor), to complete all the DSA forms needed. Pursuing the DSA certificate of compliance.
- As of 3/31/23, continuing to receive Stop Notices and Release of Stop Notices after the Retention Release payment application # 39 was processed. A memo outlining receipt of these notices has been sent to District legal.

[See Completion Photo below:](#)



El Modena HS – Science Center STEM Building
(Main entrance, facing campus)





ORANGE HS SCIENCE CENTER

✓ 12 Laboratory Rooms

✓ 1 General Classrooms

✓ New Panther Pavilion Plaza

✓ 2 Medically Fragile Classrooms

Project Update Increment # 2 – Science Center (Completed):

- [NOC: 6/24/2021 \(B/A\) and 7/26/2021 \(Recorded\)](#)
- [DSA Certification of Compliance \(04-116859\): 8/11/2021](#)

[See Completion Photo below:](#)



Orange HS – Science Center STEM Building
(Dusk with lights)





VILLA PARK HS SCIENCE CENTER

- ✓ 12 Laboratory Rooms
- ✓ 2 General Classrooms
- ✓ 2 Medically Fragile Classrooms

- ✓ Demolish existing building 300
- ✓ Install 10 New Portable Buildings

Project Update (Close Out):

- As of 3/31/23, Working on the DSA 310-N Notification of Requirement for Certification for Construction of 1-Science Classroom Building (04-117022), for all parties (Architect, Inspector, Lab of Record, and General Contractor), to complete all the DSA forms needed. Pursuing the DSA certificate of compliance.
- As of 3/31/23, continuing to receive Stop Notices and Release of Stop Notices after the Retention Release payment application # 42 was processed. A memo outlining receipt of these notices has been sent to District legal.

[See Completion Photo below:](#)



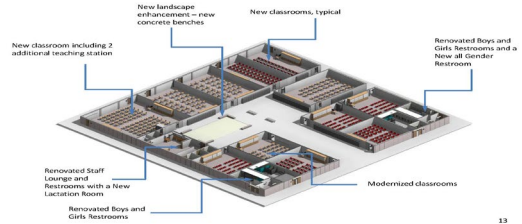
Villa Park HS – Science Center STEM Building
(The new Biofiltration area in the foreground next to building)



2.0 PROJECT STATUS REPORT (PHASE 2)



Canyon High School
Science Building Renovation





CANYON HIGH SCHOOL

CANYON HS BUILDING MODERNIZATION

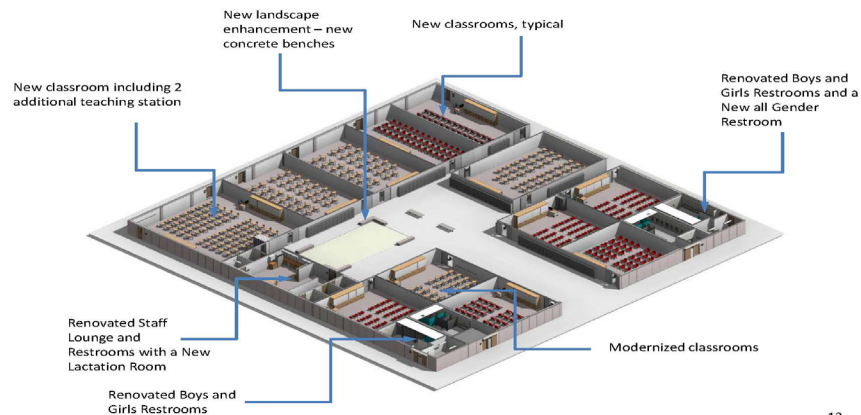
- | | |
|----------------------------------------------------------------------------------------------------------------------------------------------------------------------------------------------------------------------|---------------------------------------------------------------------------------------------------------------------------------------------------------------------------------|
| <ul style="list-style-type: none"> ✓ 10 Renovated Classrooms ✓ 2 Living Skills Classrooms ✓ Renovate Staff Lounge ✓ Renovated Restrooms ✓ New All Gender Restroom | <ul style="list-style-type: none"> ✓ New Landscape ✓ 100 Addition Parking Stalls ✓ 19 Portable classrooms removed ✓ Site improvements |
|----------------------------------------------------------------------------------------------------------------------------------------------------------------------------------------------------------------------|---------------------------------------------------------------------------------------------------------------------------------------------------------------------------------|

Project Update (Bid/Award):

- As of 3/9/23, a public electronic bid opening through Planet Bids was held for Bid No. S2223-005 Canyon HS Building C Modernization. There were two (2) bids received at the close of bidding: PCN3, in the amount of \$8,119,015 (including the Allowance of \$300,000), was the apparent low bid.
- As of 3/31/23, the responsive and responsible low bid from PCN3, in the amount of \$8,119,015 (including the Allowance of \$300,000), will be recommended on the April 13th Board meeting for approval.

Construction Photo's will be shown below once started:

Canyon High School Science Building Renovation



13

Left to right: Existing Science Building renovation outlined



EL MODENA HS BUILDING MODERNIZATION

- | | |
|----------------------------------------------------------------------------------------------------------------------------------------------------------------------------------------------------------|-----------------------------------------------------------------------------------------------------------------------------------------------------------------------------------------|
| <ul style="list-style-type: none"> ✓ All Classrooms Renovated ✓ 800 Building for Career Technical Education ✓ 2 New Elevators ✓ Expand Administration Building | <ul style="list-style-type: none"> ✓ Enhanced Student Quad ✓ Technology & Utility Upgrade ✓ Accessibility Upgrades ✓ Secure entire campus |
|----------------------------------------------------------------------------------------------------------------------------------------------------------------------------------------------------------|-----------------------------------------------------------------------------------------------------------------------------------------------------------------------------------------|

Project Update (Construction):

- On 3/13/23, Bernard Bros started construction, mobilized, examine the site utilities to continue coverage and operation to the wood shop in building 800, prep for abatement of hazardous material in building 800, continuing, and prepare for Quad area demolition.
- As of 3/31/23, the Move Manager is continuing to work with the principal and teachers for the swing space in building 500, that will be needed to house the classrooms for the building 800 move.
- As of 3/31/23, Purchasing is preparing the bid package for the temporary modular classrooms that will be needed to facilitate the temp moves needed for the campus modernization this summer.

Construction Photo's will be shown below once started:



Mar 30, 2023 at 1:03:54 PM



Mar 30, 2023 at 1:03:54 PM

Mar 30, 2023 at 2:51:02 PM

From Top left to bottom right: Start mobilization, haz material containment for removal, site demolition of the quad area.





ORANGE HS NEW & BUILDING MODERNIZATION

- | | |
|--------------------------------------------------------------------------------------------------------------------------------------------------------------------------------------------------------|---------------------------------------------------------------------------------------------------------------------------------------------------------------------------------|
| <ul style="list-style-type: none"> ✓ New 2-Story Student Service/Admin/Classroom Building ✓ Enhanced School Entrance (off Schaffer Avenue) ✓ 6 New General Classrooms | <ul style="list-style-type: none"> ✓ New Panther Pavilion Plaza ✓ Technology & Utility Upgrade ✓ Demo of Administration/Classroom Building |
|--------------------------------------------------------------------------------------------------------------------------------------------------------------------------------------------------------|---------------------------------------------------------------------------------------------------------------------------------------------------------------------------------|

Project Update (**Construction**):

- >>>Orange HS (S2122-001C) Building 300 Administration Swing Space – **Completed**
- >>>Orange HS (S2223-004C) Temp Modular Classroom Power – **Substantially Completed**

- As of 3/31/23, PCL Construction Services, Inc. continues abatement of hazardous material, continuing demolition of the existing 100/200 Administration Building, and a 1-story Science Building and clearing area for trees and debris.
- As of 3/31/23, New Dimension General Construction preparing to coordinate with Pinner to relocate the school flagpole to the inner campus and out of the Pinner construction site.
- As of 3/31/23, Cordoba is continuing review of the PCL schedule of values and baseline schedule for the final recommendation to the District and program management team for approval.
- As of 03/31/23, processed PCL payment application # 01 (January) reflecting **4% paid** overall completion, reflecting **21 calendar days** elapsed.

Construction Photo's:



From Top left to bottom right: Construction various demo photos of the building 100/200 interior and exterior.



VILLA PARK HIGH SCHOOL
 SCHOOL OF EXCELLENCE



VILLA PARK HS NEW & BUILDING MODERNIZATION

- | | |
|----------------------------------------------------------------------------------------------------------------------------------------------------------------------------------------------------------|--------------------------------------------------------------------------------------------------------------------------------------------------------------------------------------------------------------------|
| <ul style="list-style-type: none"> ✓ New 2-Story Classroom Building ✓ 18 New General Classrooms ✓ New Staff Lounge & Meeting room ✓ New Storm Drain system | <ul style="list-style-type: none"> ✓ Demolish existing building 500 ✓ New Stairs and Elevator ✓ Utility & Accessibility Upgrades ✓ New Fences/Gates to Secure campus |
|----------------------------------------------------------------------------------------------------------------------------------------------------------------------------------------------------------|--------------------------------------------------------------------------------------------------------------------------------------------------------------------------------------------------------------------|

Project Update (Construction):

- As of 3/31/23, Pinner, is excavating the site for the building 500 footings and slab on grade, review the site for all underground conditions, filed for City permit and started the new storm drainpipe installation, preparing for a main water line shut off and new valve placement.
- As of 3/31/23, Cordoba is continuing review of the Pinner baseline schedule, and cost loaded schedule, for the final recommendation to the District and program management team for approval.
- As of 03/31/23, processed PINNER payment application # 02 (February) reflecting 8% paid overall completion, reflecting 88 calendar days elapsed. .

Construction Photo's:



Left top to bottom right: Various site grading work to prepare the new underground storm drainpipe.



3.0 FINANCIAL REPORT

**Measure S Bond Program
Financial Report for March 2023**

QSS Data thru 3/31/2023

	Budget	Contracted to Date	Expended to Date	Quarterly Expense Jan '23 - Mar '23	% Expended
PROGRAM					
Phase 1 - HS Science Center	\$167,037,773	\$166,254,625	\$163,215,445	\$744,514	97.71%
Phase 2	\$127,746,770	\$86,179,654	\$10,446,543	\$3,530,611	8.18%
TOTAL	\$294,784,543	\$252,434,279	\$173,661,988	\$4,275,124	58.91%
Canyon High School					
Phase 1 - HS Science Center	\$54,208,228	\$53,986,807	\$53,769,963	\$496,258	99.19%
Phase 2	\$21,254,766	\$1,823,910	\$948,446	\$110,975	4.46%
TOTAL	\$75,462,995	\$55,810,717	\$54,718,409	\$607,233	72.51%
El Modena High School					
Phase 1 - HS Science Center	\$35,993,458	\$35,898,451	\$34,363,440	\$57,825	95.47%
Phase 2	\$36,922,772	\$29,099,324	\$2,282,870	\$137,344	6.18%
TOTAL	\$72,916,230	\$64,997,776	\$36,646,310	\$195,169	50.26%
Orange High School					
Phase 1 - HS Science Center	\$42,216,288	\$42,216,287	\$42,204,785	\$61,504	99.97%
Phase 2	\$31,707,107	\$24,077,303	\$3,104,724	\$1,199,359	9.79%
TOTAL	\$73,923,394	\$66,293,590	\$45,309,510	\$1,260,863	61.29%
Villa Park High School					
Phase 1 - HS Science Center	\$34,619,799	\$34,153,080	\$32,877,257	\$128,926	94.97%
Phase 2	\$37,862,125	\$31,179,117	\$4,110,502	\$2,082,933	10.86%
TOTAL	\$72,481,924	\$65,332,197	\$36,987,759	\$2,211,859	51.03%



3.1 Project Cost Estimate

**Measure S Bond Program
Financial Report for February 2023
Budget vs Actuals by School and Budget Category with Vendor Detail**

QSS Data thru 03/31/2023

	Budget	Contracted to Date	Expended to Date	Quarterly Expense Jan '23 - Mar '23	% Expended
Canyon High School					
390-9520 Canyon HS Science Center (DSA 04-117300)					
1. Design Cost					
1.01 Architect					
UNCOMMITTED	\$41,601	\$0	\$0	\$0	
GKKWORKS CANNON DESIGN	\$3,133,137	\$3,133,137	\$3,132,291	\$16,345	99.97%
LIONAKIS	\$14,058	\$14,058	\$14,058	\$0	100.00%
	\$3,188,796	\$3,147,195	\$3,146,349	\$16,345	98.67%
2. Construction Cost					
2.01 Construction					
UNCOMMITTED	\$0	\$0	\$0	\$0	
SWINERTON BUILDERS	\$40,915,609	\$40,915,609	\$40,915,609	\$401,750	100.00%
	\$40,915,610	\$40,915,609	\$40,915,609	\$401,750	100.00%
2.02 OFCI & Other Construction					
UNCOMMITTED	\$110,054	\$0	\$0	\$0	
ACCO ENGINEERED SYSTEMS INC	\$236,785	\$236,785	\$236,785	\$0	100.00%
AMERICAN REPROGRAPHICS CO LLC	\$1,026	\$1,026	\$0	\$0	0.00%
ANIXTER	\$5,092	\$5,092	\$5,092	\$0	100.00%
BLUE RIBBON TROPHY	\$1,323	\$1,323	\$1,323	\$1,323	100.00%
CDW GOVERNMENT INC	\$82,283	\$82,283	\$82,283	\$0	100.00%
CITY OF ANAHEIM - ELECTRICAL ENGINEERING DIV	\$91,340	\$91,340	\$91,340	\$0	100.00%
Convergint Technologies	\$5,000	\$5,000	\$1,345	\$0	26.89%
DEVELOPMENT GROUP INC	\$100,594	\$100,594	\$95,769	\$0	95.20%
FLINN SCIENTIFIC INC	\$9,067	\$9,067	\$9,067	\$0	100.00%
INTER-PACIFIC INC	\$15,007	\$15,007	\$15,007	\$0	100.00%
IRVINE PIPE & SUPPLY	\$2,504	\$2,504	\$2,504	\$0	100.00%
LA HABRA FENCE	\$7,315	\$7,315	\$7,315	\$7,315	100.00%
PAVER PLUS	\$38,560	\$38,560	\$0	\$0	0.00%
SIERRA SCHOOL EQUIPMENT COMPANY	\$3,795	\$3,795	\$3,795	\$0	100.00%
THOMPSON ENGINEERING	\$22,792	\$22,792	\$22,792	\$0	100.00%
TURTLE STORAGE dba AMERICAN BICYCLE CO	\$7,597	\$7,597	\$7,597	\$0	100.00%
VERNES PLUMBING	\$9,780	\$9,780	\$9,780	\$0	100.00%
VWR INTERNATIONAL LLC	\$16,691	\$16,691	\$16,691	\$0	100.00%
WW GRAINGER INC	\$1,039	\$1,039	\$1,039	\$0	100.00%
	\$767,643	\$657,589	\$609,523	\$8,638	79.40%

3. Program and Construction Management

3.01 Program Management Fees



**Measure S Bond Program
Financial Report for February 2023
Budget vs Actuals by School and Budget Category with Vendor Detail**

QSS Data thru 03/31/2023

	Budget	Contracted to Date	Expended to Date	Quarterly Expense Jan '23 - Mar '23	% Expended
UNCOMMITTED	\$0	\$0	\$0	\$0	
CUMMING CONSTRUCTION MGMT INC	\$1,427,755	\$1,427,755	\$1,404,968	\$31,416	98.40%
	\$1,427,755	\$1,427,755	\$1,404,968	\$31,416	98.40%
3.02 Construction Management Fees					
UNCOMMITTED	\$46,803	\$0	\$0	\$0	
CORDOBA CORPORATION	\$87,479	\$87,479	\$87,479	\$0	100.00%
GAFCON INC	\$3,165,144	\$3,165,144	\$3,162,509	\$35,159	99.92%
	\$3,299,426	\$3,252,623	\$3,249,988	\$35,159	98.50%
4. Construction Support Costs					
4.02 Title, Environmental, Stormwater Management					
UNCOMMITTED	\$0	\$0	\$0	\$0	
CHICAGO TITLE COMPANY	\$750	\$750	\$750	\$0	100.00%
CITY OF ANAHEIM	\$2,524	\$2,524	\$2,524	\$0	100.00%
CITY OF ANAHEIM - WATER	\$3,082	\$3,082	\$3,082	\$0	100.00%
COUNTY OF ORANGE - ENVIRONMENTAL HEALTH	\$1,615	\$1,615	\$1,615	\$0	100.00%
ENVIRONMENTAL AUDIT INC	\$21,375	\$21,375	\$21,375	\$0	100.00%
STATE WATER RESOURCES CONTROL BOARD (SWRCB)	\$756	\$756	\$756	\$0	100.00%
	\$30,102	\$30,102	\$30,102	\$0	100.00%
4.03 Commissioning					
UNCOMMITTED	\$2,960	\$0	\$0	\$0	
P2S ENGINEERING INC	\$62,503	\$62,503	\$58,857	\$2,950	94.17%
	\$65,463	\$62,503	\$58,857	\$2,950	89.91%
4.05 DSA Review Fees					
UNCOMMITTED	\$20,000	\$0	\$0	\$0	
DIVISION OF STATE ARCHITECT	\$504,370	\$504,370	\$504,370	\$0	100.00%
	\$524,370	\$504,370	\$504,370	\$0	96.19%
4.06 Postage, Printing & Advertising					
UNCOMMITTED	\$0	\$0	\$0	\$0	
AMERICAN REPROGRAPHICS CO LLC	\$10,950	\$10,950	\$10,950	\$0	100.00%
SOUTHERN CALIFORNIA NEWS GROUP	\$2,605	\$2,605	\$2,605	\$0	100.00%
	\$13,555	\$13,555	\$13,555	\$0	100.00%
4.07 DSA Inspection (IOR)					
UNCOMMITTED	\$0	\$0	\$0	\$0	
KNOWLAND CONSTRUCTION SERVICES	\$523,160	\$523,160	\$491,480	\$0	93.94%
	\$523,160	\$523,160	\$491,480	\$0	93.94%
4.08 DSA Construction Phase Testing (LOR)					
UNCOMMITTED	\$1	\$0	\$0	\$0	
AMERICAN ENGINEERING LABORATORIES INC	\$574,806	\$574,806	\$524,019	\$0	91.16%
	\$574,807	\$574,806	\$524,019	\$0	91.16%



**Measure S Bond Program
Financial Report for February 2023
Budget vs Actuals by School and Budget Category with Vendor Detail**

QSS Data thru 03/31/2023

	Budget	Contracted to Date	Expended to Date	Quarterly Expense Jan '23 - Mar '23	% Expended
4.09 Relocation					
UNCOMMITTED	\$0	\$0	\$0	\$0	
BELTMANN GROUP, INC	\$14,169	\$14,169	\$14,169	\$0	100.00%
NATIONAL CONSTRUCTION RENTALS	\$400	\$400	\$400	\$0	100.00%
REDBIRD FLIGHT SIMULATIONS	\$3,900	\$3,900	\$3,900	\$0	100.00%
ULINE INC	\$1,284	\$1,284	\$1,284	\$0	100.00%
	\$19,753	\$19,753	\$19,753	\$0	100.00%
4.11 Preliminary Testing (Hazmat, Topo, Geo, etc)					
UNCOMMITTED	\$0	\$0	\$0	\$0	
C BELOW SUBSURFACE IMAGING (Subsurface Investigation)	\$8,445	\$8,445	\$8,445	\$0	100.00%
CALIFORNIA GEOLOGICAL SURVEY (Geology and Seismology Review)	\$3,600	\$3,600	\$3,600	\$0	100.00%
ENVIRONMENTAL NETWORK CORPORATION	\$30,138	\$30,138	\$27,583	\$0	91.52%
HARRINGTON GEOTECHNICAL ENGINEERING INC (Geotechnical Soils Investigation)	\$13,500	\$13,500	\$13,500	\$0	100.00%
PROVENCHER, GEORGE (dba PROVO ENGINEERING)	\$720	\$720	\$720	\$0	100.00%
RMA GROUP (dba SITESCAN)	\$26,103	\$26,103	\$26,103	\$0	100.00%
XICOTENCATL ENRIQUE SALAZAR	\$20,100	\$20,100	\$20,100	\$0	100.00%
	\$102,605	\$102,605	\$100,050	\$0	97.51%
4.12 Utility Connection Fees (Local Permits)					
UNCOMMITTED	\$0	\$0	\$0	\$0	
AT&T	\$5,302	\$5,302	\$5,302	\$0	100.00%
CITY OF ANAHEIM - ELECTRICAL ENGINEERING DIV	\$1,831	\$1,831	\$1,831	\$0	100.00%
CROWN CASTLE INTERNATIONAL	\$6,455	\$6,455	\$6,455	\$0	100.00%
SOUTHERN CALIFORNIA GAS CO	\$2,445	\$2,445	\$2,445	\$0	100.00%
	\$16,034	\$16,034	\$16,034	\$0	100.00%
4.13 FF&E (Laboratory Tables and Chairs, other)					
UNCOMMITTED	\$1	\$0	\$0	\$0	
AMS.NET	\$14,485	\$14,485	\$14,485	\$0	100.00%
ARROW RESTAURANT EQUIPMENT	\$11,559	\$11,559	\$11,559	\$0	100.00%
CAROLINA BIOLOGICAL SUPPLY	\$18,896	\$18,896	\$1,869	\$0	9.89%
FISHER SCIENCE EDUCATION	\$36,200	\$36,200	\$36,200	\$0	100.00%
FLINN SCIENTIFIC INC	\$8,028	\$8,028	\$8,028	\$0	100.00%
GORM	\$15,376	\$15,376	\$15,376	\$0	100.00%
HILLYARD INC	\$10,616	\$10,616	\$10,616	\$0	100.00%
SIERRA SCHOOL EQUIPMENT COMPANY	\$903,709	\$903,709	\$883,831	\$0	97.80%
VWR INTERNATIONAL LLC	\$9,486	\$9,486	\$9,486	\$0	100.00%
WW GRAINGER INC	\$1,881	\$1,881	\$1,881	\$0	100.00%
	\$1,030,236	\$1,030,236	\$993,330	\$0	96.42%
4.15 Miscellaneous Fees					
UNCOMMITTED	\$0	\$0	\$0	\$0	



**Measure S Bond Program
Financial Report for February 2023
Budget vs Actuals by School and Budget Category with Vendor Detail**

QSS Data thru 03/31/2023

	Budget	Contracted to Date	Expended to Date	Quarterly Expense Jan '23 - Mar '23	% Expended
OUSD COST OF INTEREST DISTRIBUTION	\$93,941	\$93,941	\$93,941	\$0	100.00%
	\$93,941	\$93,941	\$93,941	\$0	100.00%
Total 390-9520 Canyon HS Science Center (DSA 04-117300)	\$52,593,256	\$52,371,835	\$52,171,927	\$496,258	99.20%
390-0000 Canyon HS IP Surveillance Camera and Systems					
4. Construction Support Costs					
4.13 FF&E (Laboratory Tables and Chairs, other)					
UNCOMMITTED	\$0	\$0	\$0	\$0	
CDW GOVERNMENT INC	\$29,337	\$29,337	\$29,337	\$0	100.00%
DIGITAL NETWORKS GROUP INC (F/I IP Camera Software)	\$7,093	\$7,093	\$7,093	\$0	100.00%
INTER-PACIFIC INC	\$18,163	\$18,163	\$18,163	\$0	100.00%
	\$54,593	\$54,593	\$54,593	\$0	100.00%
Total 390-0000 Canyon HS IP Surveillance Camera and Systems	\$54,593	\$54,593	\$54,593	\$0	100.00%
390-9520 Canyon HS Interim Kitchen (DSA 04-118418)					
1. Design Cost					
1.01 Architect					
UNCOMMITTED	\$0	\$0	\$0	\$0	
GKKWORKS CANNON DESIGN	\$119,620	\$119,620	\$119,620	\$0	100.00%
	\$119,620	\$119,620	\$119,620	\$0	100.00%
2. Construction Cost					
2.01 Construction					
UNCOMMITTED	\$0	\$0	\$0	\$0	
SWINERTON BUILDERS	\$1,053,557	\$1,053,557	\$1,053,557	\$0	100.00%
	\$1,053,557	\$1,053,557	\$1,053,557	\$0	100.00%
2.02 OFCI and Other Construction					
UNCOMMITTED	\$0	\$0	\$0	\$0	
E.R.E.S. ENTERPRISES INC DBA ECONOMY RESTAURANT EQUIP	\$49,721	\$49,721	\$49,721	\$0	100.00%
THE DICKLER CORPORATION DBA CHEFS TOYS	\$109,449	\$109,449	\$109,449	\$0	100.00%
	\$159,170	\$159,170	\$159,170	\$0	100.00%
4. Construction Support Costs					
4.01 Rental					
UNCOMMITTED	\$0	\$0	\$0	\$0	
ELITE MODULAR LEASING & SALES INC	\$191,995	\$191,995	\$175,060	\$0	91.18%
	\$191,995	\$191,995	\$175,060	\$0	91.18%
4.05 DSA Review Fees					



Measure S Bond Program
Financial Report for February 2023
Budget vs Actuals by School and Budget Category with Vendor Detail

QSS Data thru 03/31/2023

	Budget	Contracted to Date	Expended to Date	Quarterly Expense Jan '23 - Mar '23	% Expended
UNCOMMITTED	\$0	\$0	\$0	\$0	
DIVISION OF STATE ARCHITECT	\$15,812	\$15,812	\$15,812	\$0	100.00%
	\$15,812	\$15,812	\$15,812	\$0	100.00%
4.07 DSA Inspection (IOR)					
UNCOMMITTED	\$0	\$0	\$0	\$0	
KNOWLAND CONSTRUCTION SERVICES	\$61,688	\$61,688	\$61,688	\$0	100.00%
	\$61,688	\$61,688	\$61,688	\$0	100.00%
4.08 DSA Construction Phase Testing (LOR)					
UNCOMMITTED	\$0	\$0	\$0	\$0	
AMERICAN ENGINEERING LABORATORIES INC	\$9,219	\$9,219	\$9,219	\$0	100.00%
	\$9,219	\$9,219	\$9,219	\$0	100.00%
4.11 Preliminary Testing (Hazmat, Topo, Geo, etc)					
UNCOMMITTED	\$0	\$0	\$0	\$0	
ENVIRONMENTAL NETWORK CORPORATION	\$3,910	\$3,910	\$3,910	\$0	100.00%
	\$3,910	\$3,910	\$3,910	\$0	100.00%
Total 390-9520 Canyon HS Interim Kitchen (DSA 04-118418)	\$1,614,972	\$1,614,972	\$1,598,036	\$0	98.95%
390-9520 Canyon HS Unallocated Bond Funds					
5. Unallocated Bond Funds					
FD22 Measure S Bond Funds					
UNCOMMITTED	\$8,388,019	\$0	\$0	\$0	
	\$8,388,019	\$0	\$0	\$0	0.00%
FD22 Measure S Interest					
UNCOMMITTED	\$129,830	\$0	\$0	\$0	
	\$129,830	\$0	\$0	\$0	0.00%
Total 390-9520 Canyon HS Unallocated Bond Funds	\$8,517,849	\$0	\$0	\$0	0.00%
390-9520 Canyon Phase II (DSA 04-120410)					
1. Design Cost					
1.01 Architect					
UNCOMMITTED	\$86,858	\$0	\$0	\$0	
GKKWORKS CANNON DESIGN	\$686,493	\$686,493	\$520,873	\$39,773	75.87%
	\$773,351	\$686,493	\$520,873	\$39,773	67.35%
2. Construction Cost					
2.01 Construction					
UNCOMMITTED	\$8,704,849	\$0	\$0	\$0	
	\$8,704,849	\$0	\$0	\$0	0.00%



**Measure S Bond Program
Financial Report for February 2023
Budget vs Actuals by School and Budget Category with Vendor Detail**

QSS Data thru 03/31/2023

	Budget	Contracted to Date	Expended to Date	Quarterly Expense Jan '23 - Mar '23	% Expended
2.02 OFCI and Other Construction					
UNCOMMITTED	\$250,000	\$0	\$0	\$0	
	\$250,000	\$0	\$0	\$0	0.00%
3. Program and Construction Management					
3.01 Program Management Fees					
UNCOMMITTED	\$162,161	\$0	\$0	\$0	
CUMMING CONSTRUCTION MGMT INC	\$254,689	\$254,689	\$164,792	\$49,478	64.70%
	\$416,850	\$254,689	\$164,792	\$49,478	39.53%
3.02 Construction Management Fees					
UNCOMMITTED	\$320,708	\$0	\$0	\$0	
CORDOBA CORPORATION	\$384,243	\$384,243	\$114,254	\$9,437	29.73%
	\$704,952	\$384,243	\$114,254	\$9,437	16.21%
4. Construction Support Costs					
4.02 Title, Environmental, Stormwater Management					
UNCOMMITTED	\$17,411	\$0	\$0	\$0	
ENVIRONMENTAL AUDIT INC	\$7,590	\$7,590	\$4,151	\$0	54.69%
	\$25,001	\$7,590	\$4,151	\$0	16.60%
4.03 Commissioning					
UNCOMMITTED	\$11,521	\$0	\$0	\$0	
P2S ENGINEERING INC	\$18,479	\$18,479	\$3,600	\$0	19.48%
	\$30,000	\$18,479	\$3,600	\$0	12.00%
4.05 DSA Review Fees					
UNCOMMITTED	\$50,000	\$0	\$0	\$0	
DIVISION OF STATE ARCHITECT	\$57,640	\$57,640	\$57,640	\$0	100.00%
	\$107,640	\$57,640	\$57,640	\$0	53.55%
4.06 Postage, Printing & Advertising					
UNCOMMITTED	\$5,000	\$0	\$0	\$0	
AMERICAN REPROGRAPHICS CO LLC	\$12,000	\$12,000	\$1,271	\$1,271	10.60%
SOUTHERN CALIFORNIA NEWS GROUP	\$3,500	\$3,500	\$2,531	\$2,531	72.31%
	\$20,500	\$15,500	\$3,802	\$3,802	18.55%
4.07 DSA Inspection (IOR)					
UNCOMMITTED	\$3,904	\$0	\$0	\$0	
THE ANAHEIM GROUP	\$246,096	\$246,096	\$0	\$0	0.00%
	\$250,000	\$246,096	\$0	\$0	0.00%
4.08 DSA Construction Phase Testing (LOR)					
UNCOMMITTED	\$196,214	\$0	\$0	\$0	
SMITH EMERY LABORATORIES	\$53,786	\$53,786	\$0	\$0	0.00%
	\$250,000	\$53,786	\$0	\$0	0.00%



**Measure S Bond Program
Financial Report for February 2023
Budget vs Actuals by School and Budget Category with Vendor Detail**

QSS Data thru 03/31/2023

	Budget	Contracted to Date	Expended to Date	Quarterly Expense Jan '23 - Mar '23	% Expended
4.09 Relocation					
UNCOMMITTED	\$13,750	\$0	\$0	\$0	
CLEAN EARTH ENVIRONMENTAL	\$20,000	\$20,000	\$8,485	\$8,485	42.43%
ULINE INC	\$1,250	\$1,250	\$0	\$0	0.00%
	\$35,000	\$21,250	\$8,485	\$8,485	24.24%
4.11 Preliminary Testing (Hazmat, Topo, Geo, etc)					
UNCOMMITTED	\$5,000	\$0	\$0	\$0	
ENVIRONMENTAL NETWORK CORPORATION	\$19,515	\$19,515	\$12,220	\$0	62.62%
XICOTENCATL ENRIQUE SALAZAR	\$3,825	\$3,825	\$3,825	\$0	100.00%
	\$28,340	\$23,340	\$16,045	\$0	56.62%
4.13 FF&E (Laboratory Tables and Chairs, other)					
UNCOMMITTED	\$200,000	\$0	\$0	\$0	
	\$200,000	\$0	\$0	\$0	0.00%
4.15 Miscellaneous Fees					
UNCOMMITTED	\$0	\$0	\$0	\$0	
OUSD COST OF INTEREST DISTRIBUTION	\$211	\$211	\$211	\$0	100.00%
	\$211	\$211	\$211	\$0	100.00%
5. Contingency					
5.01 Construction Contingency					
UNCOMMITTED	\$885,632	\$0	\$0	\$0	
	\$885,632	\$0	\$0	\$0	0.00%
Total 390-9520 Canyon Phase II (DSA 04-120410)	\$12,682,325	\$1,769,317	\$893,853	\$110,975	7.05%
Canyon High School	\$75,462,995	\$55,810,717	\$54,718,409	\$607,233	72.51%
El Modena High School					
391-0000 El Modena HS IP Surveillance Camera and Systems					
4. Construction Support Costs					
4.13 FF&E (Laboratory Tables and Chairs, other)					
UNCOMMITTED	\$0	\$0	\$0	\$0	
CDW GOVERNMENT INC	\$39,388	\$39,388	\$39,388	\$0	100.00%
DIGITAL NETWORKS GROUP INC (F/I IP Camera Software)	\$11,719	\$11,719	\$11,719	\$0	100.00%
INTER-PACIFIC INC	\$30,073	\$30,073	\$30,073	\$0	100.00%
	\$81,179	\$81,179	\$81,179	\$0	100.00%
Total 391-0000 El Modena HS IP Surveillance Camera and Systems	\$81,179	\$81,179	\$81,179	\$0	100.00%
391-9520 El Modena HS Science Center (DSA 04-117098)					



Measure S Bond Program
Financial Report for February 2023
Budget vs Actuals by School and Budget Category with Vendor Detail

QSS Data thru 03/31/2023

	Budget	Contracted to Date	Expended to Date	Quarterly Expense Jan '23 - Mar '23	% Expended
1. Design Cost					
1.01 Architect					
UNCOMMITTED	\$1,359	\$0	\$0	\$0	
HARLEY ELLIS DEVEREAUX	\$1,968,018	\$1,968,018	\$1,904,143	\$0	96.75%
LIONAKIS	\$14,059	\$14,059	\$14,059	\$0	100.00%
	\$1,983,436	\$1,982,077	\$1,918,202	\$0	96.71%
2. Construction Cost					
2.01 Construction					
UNCOMMITTED	\$65,785	\$0	\$0	\$0	
ANGELES CONTRACTOR, INC	\$27,089,450	\$27,089,450	\$25,755,046	\$0	95.07%
	\$27,155,236	\$27,089,450	\$25,755,046	\$0	94.84%
2.02 OFCI and Other Construction					
UNCOMMITTED	\$5,300	\$0	\$0	\$0	
ACCO ENGINEERED SYSTEMS INC	\$355,544	\$355,544	\$355,544	\$0	100.00%
AMERICAN REPROGRAPHICS CO LLC	\$1,026	\$1,026	\$0	\$0	0.00%
ANIXTER	\$5,092	\$5,092	\$5,092	\$0	100.00%
ARROW RESTAURANT EQUIPMENT	\$14,213	\$14,213	\$14,213	\$0	100.00%
BLUE RIBBON TROPHY	\$1,323	\$1,323	\$1,323	\$1,323	100.00%
CAROLINA BIOLOGICAL SUPPLY	\$25,611	\$25,611	\$25,611	\$0	100.00%
DAHLBERG, KENT & AMY dba NEW DIMENSION	\$46,460	\$46,460	\$0	\$0	0.00%
DEVELOPMENT GROUP INC	\$54,520	\$54,520	\$54,520	\$0	100.00%
FAIR PLAY SCOREBOARDS	\$17,694	\$17,694	\$17,694	\$0	100.00%
FISHER SCIENCE EDUCATION	\$25,951	\$25,951	\$25,951	\$0	100.00%
FLINN SCIENTIFIC INC	\$12,970	\$12,970	\$12,970	\$0	100.00%
GIANNELLI ELECTRIC INC	\$19,380	\$19,380	\$19,380	\$19,380	100.00%
PATHWAY COMMUNICATIONS	\$29,537	\$29,537	\$0	\$0	0.00%
PROFESSIONAL TURF SPECIALTIES	\$23,460	\$23,460	\$23,460	\$0	100.00%
WW GRAINGER INC	\$4,081	\$4,081	\$4,081	\$0	100.00%
	\$642,164	\$636,864	\$559,841	\$20,703	87.18%
3. Program and Construction Management					
3.01 Program Management Fees					
UNCOMMITTED	\$1	\$0	\$0	\$0	
CUMMING CONSTRUCTION MGMT INC	\$1,530,706	\$1,530,706	\$1,510,352	\$8,036	98.67%
	\$1,530,706	\$1,530,706	\$1,510,352	\$8,036	98.67%
3.02 Construction Management Fees					
UNCOMMITTED	\$0	\$0	\$0	\$0	
ARCADIS U.S. INC	\$2,251,362	\$2,251,362	\$2,251,362	\$0	100.00%
CORDOBA CORPORATION	\$90,336	\$90,336	\$90,336	\$0	100.00%
	\$2,341,698	\$2,341,698	\$2,341,698	\$0	100.00%



**Measure S Bond Program
Financial Report for February 2023
Budget vs Actuals by School and Budget Category with Vendor Detail**

QSS Data thru 03/31/2023

	Budget	Contracted to Date	Expended to Date	Quarterly Expense Jan '23 - Mar '23	% Expended
4. Construction Support Costs					
4.02 Title, Environmental, Stormwater Management					
UNCOMMITTED	\$0	\$0	\$0	\$0	
CHICAGO TITLE COMPANY	\$1,500	\$1,500	\$1,500	\$0	100.00%
CITY OF ORANGE (PUBLIC WORKS)	\$71	\$71	\$71	\$0	100.00%
CITY OF ORANGE (WATER DIVISION)	\$10,942	\$10,942	\$10,942	\$0	100.00%
ENVIRONMENTAL AUDIT INC	\$8,548	\$8,548	\$8,548	\$0	100.00%
OUSD COST OF INTEREST DISTRIBUTION	\$0	\$0	\$0	\$0	
	\$21,060	\$21,060	\$21,060	\$0	100.00%
4.03 Commissioning					
UNCOMMITTED	\$0	\$0	\$0	\$0	
P2S ENGINEERING INC	\$30,459	\$30,459	\$29,222	\$54	95.94%
	\$30,460	\$30,459	\$29,222	\$54	95.94%
4.05 DSA Review Fees					
UNCOMMITTED	\$0	\$0	\$0	\$0	
DIVISION OF STATE ARCHITECT	\$346,284	\$346,284	\$346,284	\$0	100.00%
	\$346,284	\$346,284	\$346,284	\$0	100.00%
4.06 Postage, Printing & Advertising					
UNCOMMITTED	\$0	\$0	\$0	\$0	
AMERICAN REPROGRAPHICS CO LLC	\$19,155	\$19,155	\$19,155	\$0	100.00%
SOUTHERN CALIFORNIA NEWS GROUP	\$2,024	\$2,024	\$2,024	\$0	100.00%
	\$21,179	\$21,179	\$21,179	\$0	100.00%
4.07 DSA Inspection (IOR)					
UNCOMMITTED	\$22,561	\$0	\$0	\$0	
BPI INSPECTION SERVICE	\$339,474	\$339,474	\$323,074	\$0	95.17%
	\$362,035	\$339,474	\$323,074	\$0	89.24%
4.08 DSA Construction Phase Testing (LOR)					
UNCOMMITTED	\$0	\$0	\$0	\$0	
KOURY ENGINEERING & TESTING INC (Geotechnical Engineering)	\$627,718	\$627,718	\$619,825	\$0	98.74%
	\$627,718	\$627,718	\$619,825	\$0	98.74%
4.09 Relocation					
UNCOMMITTED	\$0	\$0	\$0	\$0	
BELTMANN GROUP, INC	\$5,130	\$5,130	\$5,129	\$0	99.98%
ULINE INC	\$1,586	\$1,586	\$1,586	\$0	100.00%
	\$6,715	\$6,715	\$6,715	\$0	99.99%
4.11 Preliminary Testing (Hazmat, Topo, Geo, etc)					
UNCOMMITTED	\$0	\$0	\$0	\$0	
ALLEGIAN FIRE PROTECTION INC	\$525	\$525	\$525	\$0	100.00%



**Measure S Bond Program
Financial Report for February 2023
Budget vs Actuals by School and Budget Category with Vendor Detail**

QSS Data thru 03/31/2023

	Budget	Contracted to Date	Expended to Date	Quarterly Expense Jan '23 - Mar '23	% Expended
CALIFORNIA GEOLOGICAL SURVEY (Geology and Seismology Review)	\$3,600	\$3,600	\$3,600	\$0	100.00%
ENVIRONMENTAL NETWORK CORPORATION	\$14,132	\$14,132	\$14,132	\$0	100.00%
HARLEY ELLIS DEVEREAUX	\$14,908	\$14,908	\$14,908	\$0	100.00%
NINYO & MOORE	\$29,771	\$29,771	\$29,771	\$0	100.00%
PCA ARBORISTS & CONSULTANTS INC	\$1,569	\$1,569	\$1,569	\$0	100.00%
THE CONVERSE PROFESSIONAL GROUP (Soils Investigation)	\$30,640	\$30,640	\$30,640	\$0	100.00%
	\$95,145	\$95,145	\$95,145	\$0	100.00%
4.12 Utility Connection Fees (Local Permits)					
UNCOMMITTED	\$0	\$0	\$0	\$0	
DIVISION OF STATE ARCHITECT	\$0	\$0	\$0	\$0	
SOUTHERN CALIFORNIA EDISON	\$3,665	\$3,665	\$3,665	\$0	100.00%
STATE WATER RESOURCES CONTROL BOARD (SWRCB)	\$1,593	\$1,593	\$1,593	\$0	100.00%
	\$5,258	\$5,258	\$5,258	\$0	100.00%
4.13 FF&E (Laboratory Tables and Chairs, other)					
UNCOMMITTED	\$0	\$0	\$0	\$0	
AMS.NET	\$3,754	\$3,754	\$3,754	\$0	100.00%
CDW GOVERNMENT INC	\$64,325	\$64,325	\$64,325	\$0	100.00%
FISHER SCIENCE EDUCATION	\$5,827	\$5,827	\$5,827	\$0	100.00%
FLINN SCIENTIFIC INC	\$2,081	\$2,081	\$2,081	\$0	100.00%
GORM	\$10,695	\$10,695	\$10,695	\$0	100.00%
HILLYARD INC	\$9,910	\$9,910	\$9,910	\$0	100.00%
INTER-PACIFIC INC	\$9,256	\$9,256	\$9,256	\$0	100.00%
SIERRA SCHOOL EQUIPMENT COMPANY	\$519,971	\$519,971	\$516,146	\$0	99.26%
TURTLE STORAGE dba AMERICAN BICYCLE CO	\$6,314	\$6,314	\$6,314	\$0	100.00%
VWR INTERNATIONAL LLC	\$47,922	\$47,922	\$47,922	\$0	100.00%
	\$680,054	\$680,054	\$676,229	\$0	99.44%
4.15 Miscellaneous Fees					
UNCOMMITTED	\$0	\$0	\$0	\$0	
OUSD COST OF INTEREST DISTRIBUTION	\$55,233	\$55,233	\$55,233	\$0	100.00%
	\$55,233	\$55,233	\$55,233	\$0	100.00%
Total 391-9520 El Modena HS Science Center (DSA 04-117098)	\$35,904,382	\$35,809,375	\$34,284,364	-\$11,515	95.49%
391-9520 El Modena HS Phase II (DSA 04-120032)					
1. Design Cost					
1.01 Architect					
UNCOMMITTED	\$232,382	\$0	\$0	\$0	
HARLEY ELLIS DEVEREAUX	\$1,995,220	\$1,995,220	\$1,427,207	\$622	71.53%
	\$2,227,602	\$1,995,220	\$1,427,207	\$622	64.07%



**Measure S Bond Program
Financial Report for February 2023
Budget vs Actuals by School and Budget Category with Vendor Detail**

QSS Data thru 03/31/2023

	Budget	Contracted to Date	Expended to Date	Quarterly Expense Jan '23 - Mar '23	% Expended
2. Construction Cost					
2.01 Construction					
UNCOMMITTED	\$0	\$0	\$0	\$0	
BERNARDS BROS INC	\$24,394,000	\$24,394,000	\$0	\$0	0.00%
	\$24,394,000	\$24,394,000	\$0	\$0	0.00%
2.02 OFCI and Other Construction					
UNCOMMITTED	\$585,023	\$0	\$0	\$0	
DAHLBERG, KENT & AMY dba NEW DIMENSION	\$51,925	\$51,925	\$0	\$0	0.00%
GIANNELLI ELECTRIC INC	\$10,000	\$10,000	\$10,000	\$10,000	100.00%
MIKE'S CUSTOM FLOORING	\$13,554	\$13,554	\$0	\$0	0.00%
QUALITY ENVIRONMENTAL INC	\$6,950	\$6,950	\$6,950	\$6,950	100.00%
	\$667,452	\$82,429	\$16,950	\$16,950	2.54%
3. Program and Construction Management					
3.01 Program Management Fees					
UNCOMMITTED	\$457,440	\$0	\$0	\$0	
CUMMING CONSTRUCTION MGMT INC	\$320,680	\$320,680	\$232,382	\$49,908	72.47%
	\$778,120	\$320,680	\$232,382	\$49,908	29.86%
3.02 Construction Management Fees					
UNCOMMITTED	\$589,695	\$0	\$0	\$0	
CORDOBA CORPORATION	\$503,894	\$503,894	\$240,502	\$56,018	47.73%
	\$1,093,589	\$503,894	\$240,502	\$56,018	21.99%
4. Construction Support Costs					
4.01 Rental					
UNCOMMITTED	\$28,052	\$0	\$0	\$0	
BURGESS MOVING & STORAGE	\$1,316	\$1,316	\$0	\$0	0.00%
ELITE MODULAR LEASING & SALES INC	\$500,632	\$500,632	\$0	\$0	0.00%
	\$530,000	\$501,948	\$0	\$0	0.00%
4.02 Title, Environmental, Stormwater Management					
UNCOMMITTED	\$52,410	\$0	\$0	\$0	
ENVIRONMENTAL AUDIT INC	\$7,590	\$7,590	\$3,178	\$0	41.87%
	\$60,000	\$7,590	\$3,178	\$0	5.30%
4.03 Commissioning					
UNCOMMITTED	\$7,060	\$0	\$0	\$0	
P2S ENGINEERING INC	\$52,940	\$52,940	\$11,100	\$0	20.97%
	\$60,000	\$52,940	\$11,100	\$0	18.50%
4.05 DSA Review Fees					
UNCOMMITTED	\$87,250	\$0	\$0	\$0	
DIVISION OF STATE ARCHITECT	\$212,750	\$212,750	\$212,750	\$0	100.00%



Measure S Bond Program
Financial Report for February 2023
Budget vs Actuals by School and Budget Category with Vendor Detail

QSS Data thru 03/31/2023

	Budget	Contracted to Date	Expended to Date	Quarterly Expense Jan '23 - Mar '23	% Expended
4.06 Postage, Printing & Advertising	\$300,000	\$212,750	\$212,750	\$0	70.92%
UNCOMMITTED	\$5,000	\$0	\$0	\$0	
AMERICAN REPROGRAPHICS CO LLC	\$12,000	\$12,000	\$7,656	\$4,637	63.80%
SOUTHERN CALIFORNIA NEWS GROUP	\$3,500	\$3,500	\$2,873	\$0	82.08%
	\$20,500	\$15,500	\$10,528	\$4,637	51.36%
4.07 DSA Inspection (IOR)					
UNCOMMITTED	\$0	\$0	\$0	\$0	
KENCO CONSTRUCTION SERVICES	\$645,920	\$645,920	\$0	\$0	0.00%
	\$645,920	\$645,920	\$0	\$0	0.00%
4.08 DSA Construction Phase Testing (LOR)					
UNCOMMITTED	\$23	\$0	\$0	\$0	
SMITH EMERY LABORATORIES	\$225,577	\$225,577	\$0	\$0	0.00%
	\$225,600	\$225,577	\$0	\$0	0.00%
4.09 Relocation					
UNCOMMITTED	\$5,283	\$0	\$0	\$0	
BELTMANN GROUP, INC	\$8,467	\$8,467	\$8,467	\$8,467	100.00%
CLEAN EARTH ENVIRONMENTAL	\$5,000	\$5,000	\$0	\$0	0.00%
ULINE INC	\$1,250	\$1,250	\$554	\$554	44.33%
	\$20,000	\$14,717	\$9,021	\$9,021	45.11%
4.11 Preliminary Testing (Hazmat, Topo, Geo, etc)					
UNCOMMITTED	\$15,611	\$0	\$0	\$0	
ARMSTRONG & BROOKS CONSULTING ENG	\$4,940	\$4,940	\$4,940	\$0	100.00%
GROUP DELTA CONSULTANTS INC	\$17,100	\$17,100	\$10,191	\$188	59.60%
KOURY ENGINEERING & TESTING INC (Geotechnical Engineering)	\$22,350	\$22,350	\$22,350	\$0	100.00%
	\$60,001	\$44,390	\$37,481	\$188	62.47%
4.12 Utility Connection Fees (Local Permits)					
UNCOMMITTED	\$32,100	\$0	\$0	\$0	
	\$32,100	\$0	\$0	\$0	0.00%
4.13 FF&E (Laboratory Tables and Chairs, other)					
UNCOMMITTED	\$600,000	\$0	\$0	\$0	
	\$600,000	\$0	\$0	\$0	0.00%
4.15 Miscellaneous Fees					
UNCOMMITTED	\$0	\$0	\$0	\$0	
OUSD COST OF INTEREST DISTRIBUTION	\$591	\$591	\$591	\$0	100.00%
	\$591	\$591	\$591	\$0	100.00%
5. Contingency					
5.01 Construction Contingency					
UNCOMMITTED	\$2,439,400	\$0	\$0	\$0	



**Measure S Bond Program
Financial Report for February 2023
Budget vs Actuals by School and Budget Category with Vendor Detail**

QSS Data thru 03/31/2023

	Budget	Contracted to Date	Expended to Date	Quarterly Expense Jan '23 - Mar '23	% Expended
	\$2,439,400	\$0	\$0	\$0	0.00%
Total 391-9520 El Modena HS Phase II (DSA 04-120032)	\$34,154,876	\$29,018,145	\$2,201,691	\$137,344	6.45%
391-9520 El Modena HS Quad Shade Structures (DSA 04-119124)					
1. Design Cost					
1.01 Architect					
UNCOMMITTED	\$0	\$0	\$0	\$0	
HARLEY ELLIS DEVEREAUX	\$79,340	\$79,340	\$69,340	\$69,340	87.40%
	\$79,340	\$79,340	\$69,340	\$69,340	87.40%
4. Construction Support Costs					
4.05 DSA Review Fees					
UNCOMMITTED	\$0	\$0	\$0	\$0	
DIVISION OF STATE ARCHITECT	\$9,650	\$9,650	\$9,650	\$0	100.00%
	\$9,650	\$9,650	\$9,650	\$0	100.00%
4.06 Postage, Printing & Advertising					
UNCOMMITTED	\$0	\$0	\$0	\$0	
AMERICAN REPROGRAPHICS CO LLC	\$86	\$86	\$86	\$0	100.00%
	\$86	\$86	\$86	\$0	100.00%
Total 391-9520 El Modena HS Quad Shade Structures (DSA 04-119124)	\$89,076	\$89,076	\$79,076	\$69,340	88.77%
391-9520 El Modena HS Unallocated Bond Funds					
5. Unallocated Bond Funds					
FD22 Measure S Bond Funds					
UNCOMMITTED	\$2,322,305	\$0	\$0	\$0	
	\$2,322,305	\$0	\$0	\$0	0.00%
FD22 Measure S Interest					
UNCOMMITTED	\$364,412	\$0	\$0	\$0	
	\$364,412	\$0	\$0	\$0	0.00%
Total 391-9520 El Modena HS Unallocated Bond Funds	\$2,686,717	\$0	\$0	\$0	0.00%
El Modena High School	\$72,916,230	\$64,997,776	\$36,646,310	\$195,169	50.26%
Orange High School					
392-0000 Orange HS IP Surveillance Camera and Systems					
4. Construction Support Costs					



Measure S Bond Program
Financial Report for February 2023
Budget vs Actuals by School and Budget Category with Vendor Detail

QSS Data thru 03/31/2023

	Budget	Contracted to Date	Expended to Date	Quarterly Expense Jan '23 - Mar '23	% Expended
4.13 FF&E (Laboratory Tables and Chairs, other)					
UNCOMMITTED	\$0	\$0	\$0	\$0	
CDW GOVERNMENT INC	\$53,662	\$53,662	\$53,662	\$0	100.00%
DIGITAL NETWORKS GROUP INC (F/I IP Camera Software)	\$13,569	\$13,569	\$13,569	\$0	100.00%
INTER-PACIFIC INC	\$34,837	\$34,837	\$34,837	\$0	100.00%
	\$102,068	\$102,068	\$102,068	\$0	100.00%
Total 392-0000 Orange HS IP Surveillance Camera and Systems	\$102,068	\$102,068	\$102,068	\$0	100.00%
392-9520 Orange HS Science Bldg (DSA 04-116859)					
1. Design Cost					
1.01 Architect					
UNCOMMITTED	\$0	\$0	\$0	\$0	
LIONAKIS	\$1,823,594	\$1,823,594	\$1,823,594	\$0	100.00%
	\$1,823,594	\$1,823,594	\$1,823,594	\$0	100.00%
2. Construction Cost					
2.01 Construction					
UNCOMMITTED	\$0	\$0	\$0	\$0	
GIANNELLI ELECTRIC INC	\$14,878	\$14,878	\$14,878	\$0	100.00%
INTEGRATED DEMOLITION AND REMEDIATION (Abatement and Demolition)	\$44,800	\$44,800	\$44,800	\$0	100.00%
J & A FENCE (Custodial Storage Fencing)	\$0	\$0	\$0	\$0	
KYA SERVICES LLC (Install Carpet)	\$0	\$0	\$0	\$0	
OLESH, KEITH (Termite Services)	\$0	\$0	\$0	\$0	
PINNER CONSTRUCTION	\$27,190,987	\$27,190,987	\$27,190,987	\$0	100.00%
SOUTHERN CALIFORNIA NEWS GROUP	\$0	\$0	\$0	\$0	
TIME & ALARM SYSTEMS	\$3,100	\$3,100	\$3,100	\$0	100.00%
UNIVERSAL ASPHALT CO (Remove and Patch Asphalt)	\$6,830	\$6,830	\$6,830	\$0	100.00%
	\$27,260,595	\$27,260,595	\$27,260,595	\$0	100.00%
2.02 OFCI and Other Construction					
	\$4,300	\$4,300	\$0	\$0	0.00%
UNCOMMITTED	\$0	\$0	\$0	\$0	
ACCO ENGINEERED SYSTEMS INC	\$62,883	\$62,883	\$62,883	\$0	100.00%
AMERICAN REPROGRAPHICS CO LLC	\$8,736	\$8,736	\$7,710	\$0	88.26%
ARROW RESTAURANT EQUIPMENT	\$13,432	\$13,432	\$13,432	\$0	100.00%
BLUE RIBBON TROPHY	\$2,391	\$2,391	\$2,391	\$1,323	100.00%
CAROLINA BIOLOGICAL SUPPLY	\$5,362	\$5,362	\$5,362	\$0	100.00%
CITY OF ORANGE (PUBLIC WORKS)	\$2,000	\$2,000	\$2,000	\$0	100.00%
DAHLBERG, KENT & AMY dba NEW DIMENSION	\$63,655	\$63,655	\$63,655	\$55,289	100.00%
DEVELOPMENT GROUP INC	\$37,866	\$37,866	\$37,866	\$0	100.00%



**Measure S Bond Program
Financial Report for February 2023
Budget vs Actuals by School and Budget Category with Vendor Detail**

QSS Data thru 03/31/2023

	Budget	Contracted to Date	Expended to Date	Quarterly Expense Jan '23 - Mar '23	% Expended
FISHER SCIENCE EDUCATION	\$24,863	\$24,863	\$24,863	\$0	100.00%
FLINN SCIENTIFIC INC	\$10,263	\$10,263	\$10,263	\$0	100.00%
GIANNELLI ELECTRIC INC	\$24,684	\$24,684	\$24,684	\$0	100.00%
GRUETT TREE CO INC (Removal of Trees)	\$7,625	\$7,625	\$7,625	\$0	100.00%
HISCO INC	\$7,500	\$7,500	\$4,893	\$4,893	65.24%
INTER-PACIFIC INC	\$6,585	\$6,585	\$6,585	\$0	100.00%
J & A FENCE (Custodial Storage Fencing)	\$6,885	\$6,885	\$6,885	\$0	100.00%
KYA SERVICES LLC (Install Carpet)	\$0	\$0	\$0	\$0	
OLESH, KEITH (Termite Services)	\$1,500	\$1,500	\$1,500	\$0	100.00%
SOUTHERN CALIFORNIA NEWS GROUP	\$0	\$0	\$0	\$0	
TRIMARK RAYGAL LLC	\$0	\$0	\$0	\$0	
VORTEX INDUSTRIES, INC.	\$6,804	\$6,804	\$6,804	\$0	100.00%
WW GRAINGER INC	\$2,292	\$2,292	\$2,292	\$0	100.00%
	\$299,624	\$299,624	\$291,691	\$61,504	97.35%

3. Program and Construction Management

3.01 Program Management Fees

UNCOMMITTED	\$0	\$0	\$0	\$0	
CUMMING CONSTRUCTION MGMT INC	\$979,395	\$979,395	\$979,395	\$0	100.00%
	\$979,395	\$979,395	\$979,395	\$0	100.00%

3.02 Construction Management Fees

UNCOMMITTED	\$0	\$0	\$0	\$0	
BALFOUR BEATTY CONSTRUCTION	\$1,755,159	\$1,755,159	\$1,755,159	\$0	100.00%
CORDOBA CORPORATION	\$86,434	\$86,434	\$86,434	\$0	100.00%
	\$1,841,593	\$1,841,593	\$1,841,593	\$0	100.00%

4. Construction Support Costs

4.02 Title, Environmental, Stormwater Management

UNCOMMITTED	\$0	\$0	\$0	\$0	
CHICAGO TITLE COMPANY	\$1,500	\$1,500	\$1,500	\$0	100.00%
PLACEWORKS INC	\$52,231	\$52,231	\$52,231	\$0	100.00%
STATE WATER RESOURCES CONTROL BOARD (SWRCB)	\$726	\$726	\$726	\$0	100.00%
	\$54,457	\$54,457	\$54,457	\$0	100.00%

4.03 Commissioning

UNCOMMITTED	\$0	\$0	\$0	\$0	
P2S ENGINEERING INC	\$30,663	\$30,663	\$30,663	\$0	100.00%
	\$30,663	\$30,663	\$30,663	\$0	100.00%

4.05 DSA Review Fees

UNCOMMITTED	\$0	\$0	\$0	\$0	
DIVISION OF STATE ARCHITECT	\$342,871	\$342,871	\$342,871	\$0	100.00%



Measure S Bond Program
Financial Report for February 2023
Budget vs Actuals by School and Budget Category with Vendor Detail

QSS Data thru 03/31/2023

	Budget	Contracted to Date	Expended to Date	Quarterly Expense Jan '23 - Mar '23	% Expended
OUSD REVOLVING CASH	\$500	\$500	\$500	\$0	100.00%
	\$343,371	\$343,371	\$343,371	\$0	100.00%
4.06 Postage, Printing & Advertising					
UNCOMMITTED	\$0	\$0	\$0	\$0	
AMERICAN REPROGRAPHICS CO LLC	\$8,734	\$8,734	\$8,734	\$0	100.00%
SOUTHERN CALIFORNIA NEWS GROUP	\$8,518	\$8,518	\$8,518	\$0	100.00%
	\$17,252	\$17,252	\$17,252	\$0	100.00%
4.07 DSA Inspection (IOR)					
UNCOMMITTED	\$0	\$0	\$0	\$0	
KNOWLAND CONSTRUCTION SERVICES	\$286,404	\$286,404	\$286,404	\$0	100.00%
	\$286,404	\$286,404	\$286,404	\$0	100.00%
4.08 DSA Construction Phase Testing (LOR)					
UNCOMMITTED	\$0	\$0	\$0	\$0	
NINYO & MOORE	\$227,848	\$227,848	\$227,848	\$0	100.00%
	\$227,848	\$227,848	\$227,848	\$0	100.00%
4.09 Relocation					
UNCOMMITTED	\$0	\$0	\$0	\$0	
BELTMANN GROUP, INC	\$4,876	\$4,876	\$4,876	\$0	100.00%
ULINE INC	\$3,065	\$3,065	\$3,065	\$0	100.00%
	\$7,941	\$7,941	\$7,941	\$0	100.00%
4.11 Preliminary Testing (Hazmat, Topo, Geo, etc)					
UNCOMMITTED	\$0	\$0	\$0	\$0	
CALIFORNIA GEOLOGICAL SURVEY (Geology and Seismology Review)	\$3,600	\$3,600	\$3,600	\$0	100.00%
ENVIRONMENTAL NETWORK CORPORATION	\$2,590	\$2,590	\$2,590	\$0	100.00%
KOURY ENGINEERING & TESTING INC (Geotechnical Engineering)	\$13,300	\$13,300	\$13,300	\$0	100.00%
PENCO ENGINEERING INC (Topographical Survey Services)	\$41,070	\$41,070	\$41,070	\$0	100.00%
RMA GROUP (dba SITESCAN)	\$49,533	\$49,533	\$49,533	\$0	100.00%
	\$110,093	\$110,093	\$110,093	\$0	100.00%
4.12 Utility Connection Fees (Local Permits)					
UNCOMMITTED	\$0	\$0	\$0	\$0	
CITY OF ORANGE (PUBLIC WORKS)	\$2,500	\$2,500	\$2,500	\$0	100.00%
SOUTHERN CALIFORNIA EDISON	\$6,912	\$6,912	\$6,912	\$0	100.00%
SOUTHERN CALIFORNIA GAS CO	\$2,124	\$2,124	\$2,124	\$0	100.00%
STATE WATER RESOURCES CONTROL BOARD (SWRCB)	\$553	\$553	\$553	\$0	100.00%
	\$12,089	\$12,089	\$12,089	\$0	100.00%
4.13 FF&E (Laboratory Tables and Chairs, other)					
UNCOMMITTED	\$1	\$0	\$0	\$0	
CDW GOVERNMENT INC	\$59,658	\$59,658	\$59,658	\$0	100.00%
CONEXWEST	\$9,419	\$9,419	\$9,419	\$0	100.00%



**Measure S Bond Program
Financial Report for February 2023
Budget vs Actuals by School and Budget Category with Vendor Detail**

QSS Data thru 03/31/2023

	Budget	Contracted to Date	Expended to Date	Quarterly Expense Jan '23 - Mar '23	% Expended
CP PRODUCTS INC	\$4,834	\$4,834	\$4,834	\$0	100.00%
DEVELOPMENT GROUP INC	\$0	\$0	\$0	\$0	
FISHER SCIENCE EDUCATION	\$0	\$0	\$0	\$0	
GORM	\$12,352	\$12,352	\$12,352	\$0	100.00%
HILLYARD INC	\$32,572	\$32,572	\$32,572	\$0	100.00%
INTER-PACIFIC INC	\$7,904	\$7,904	\$7,904	\$0	100.00%
PSI DBA WATER VISIONS INC	\$8,527	\$8,527	\$8,527	\$0	100.00%
SIERRA SCHOOL EQUIPMENT COMPANY	\$467,817	\$467,817	\$464,248	\$0	99.24%
TURTLE STORAGE dba AMERICAN BICYCLE CO	\$6,537	\$6,537	\$6,537	\$0	100.00%
VORTEX INDUSTRIES, INC.	\$0	\$0	\$0	\$0	
VWR INTERNATIONAL LLC	\$34,314	\$34,314	\$34,314	\$0	100.00%
	\$643,935	\$643,934	\$640,366	\$0	99.45%
4.15 Miscellaneous Fees					
UNCOMMITTED	\$0	\$0	\$0	\$0	
OUSD COST OF INTEREST DISTRIBUTION	\$46,720	\$46,720	\$46,720	\$0	100.00%
	\$46,720	\$46,720	\$46,720	\$0	100.00%
Total 392-9520 Orange HS Science Bldg (DSA 04-116859)	\$33,985,574	\$33,985,573	\$33,974,072	\$61,504	99.97%
392-9520 Orange HS Shade Structure (DSA 04-118351)					
1. Design Cost					
1.01 Architect					
UNCOMMITTED	\$0	\$0	\$0	\$0	
LIONAKIS	\$17,317	\$17,317	\$17,317	\$0	100.00%
	\$17,317	\$17,317	\$17,317	\$0	100.00%
2. Construction Cost					
2.01 Construction					
UNCOMMITTED	\$0	\$0	\$0	\$0	
PINNER CONSTRUCTION	\$113,500	\$113,500	\$113,500	\$0	100.00%
	\$113,500	\$113,500	\$113,500	\$0	100.00%
3. Program and Construction Management					
3.01 Program Management Fees					
UNCOMMITTED	\$0	\$0	\$0	\$0	
CUMMING CONSTRUCTION MGMT INC	\$1,838	\$1,838	\$1,838	\$0	100.00%
	\$1,838	\$1,838	\$1,838	\$0	100.00%
3.02 Construction Management Fees					
UNCOMMITTED	\$0	\$0	\$0	\$0	
BALFOUR BEATTY CONSTRUCTION	\$5,956	\$5,956	\$5,956	\$0	100.00%



Measure S Bond Program
Financial Report for February 2023
Budget vs Actuals by School and Budget Category with Vendor Detail

QSS Data thru 03/31/2023

	Budget	Contracted to Date	Expended to Date	Quarterly Expense Jan '23 - Mar '23	% Expended
	\$5,956	\$5,956	\$5,956	\$0	100.00%
4. Construction Support Costs					
4.05 DSA Review Fees					
UNCOMMITTED	\$0	\$0	\$0	\$0	
DIVISION OF STATE ARCHITECT	\$1,873	\$1,873	\$1,873	\$0	100.00%
	\$1,873	\$1,873	\$1,873	\$0	100.00%
4.07 DSA Inspection (IOR)					
UNCOMMITTED	\$0	\$0	\$0	\$0	
KNOWLAND CONSTRUCTION SERVICES	\$1,740	\$1,740	\$1,740	\$0	100.00%
	\$1,740	\$1,740	\$1,740	\$0	100.00%
4.08 DSA Construction Phase Testing (LOR)					
UNCOMMITTED	\$0	\$0	\$0	\$0	
NINYO & MOORE	\$7,408	\$7,408	\$7,408	\$0	100.00%
	\$7,408	\$7,408	\$7,408	\$0	100.00%
Total 392-9520 Orange HS Shade Structure (DSA 04-118351)	\$149,631	\$149,631	\$149,631	\$0	100.00%
392-9520 Orange HS Site Improvements (DSA 04-116673)					
1. Design Cost					
1.01 Architect					
UNCOMMITTED	\$0	\$0	\$0	\$0	
LIONAKIS	\$446,286	\$446,286	\$446,286	\$0	100.00%
SILVER CREEK INDUSTRIES INC (Engineering for Warming Kitchen Relocatable Building)	\$29,682	\$29,682	\$29,682	\$0	100.00%
	\$475,968	\$475,968	\$475,968	\$0	100.00%
2. Construction Cost					
2.01 Construction					
UNCOMMITTED	\$0	\$0	\$0	\$0	
KYA SERVICES LLC (Install Carpet)	\$9,564	\$9,564	\$9,564	\$0	100.00%
SWINERTON BUILDERS	\$6,556,428	\$6,556,428	\$6,556,428	\$0	100.00%
TRIMARK RAYGAL LLC	\$89,860	\$89,860	\$89,860	\$0	100.00%
	\$6,655,852	\$6,655,852	\$6,655,852	\$0	100.00%
2.02 OFCI and Other Construction					
UNCOMMITTED	\$0	\$0	\$0	\$0	
ACCO ENGINEERED SYSTEMS INC	\$209,074	\$209,074	\$209,074	\$0	100.00%
	\$209,074	\$209,074	\$209,074	\$0	100.00%
3. Program and Construction Management					
3.01 Program Management Fees					



**Measure S Bond Program
Financial Report for February 2023
Budget vs Actuals by School and Budget Category with Vendor Detail**

QSS Data thru 03/31/2023

	Budget	Contracted to Date	Expended to Date	Quarterly Expense Jan '23 - Mar '23	% Expended
UNCOMMITTED	\$0	\$0	\$0	\$0	
BALFOUR BEATTY CONSTRUCTION	\$0	\$0	\$0	\$0	
CUMMING CONSTRUCTION MGMT INC	\$115,479	\$115,479	\$115,479	\$0	100.00%
	\$115,479	\$115,479	\$115,479	\$0	100.00%
3.02 Construction Management Fees					
UNCOMMITTED	\$0	\$0	\$0	\$0	
BALFOUR BEATTY CONSTRUCTION	\$296,554	\$296,554	\$296,554	\$0	100.00%
	\$296,554	\$296,554	\$296,554	\$0	100.00%
4. Construction Support Costs					
4.02 Title, Environmental, Stormwater Management					
UNCOMMITTED	\$0	\$0	\$0	\$0	
ORANGE COUNTY HEALTH CARE AGENCY	\$1,470	\$1,470	\$1,470	\$0	100.00%
	\$1,470	\$1,470	\$1,470	\$0	100.00%
4.03 Commissioning					
UNCOMMITTED	\$0	\$0	\$0	\$0	
P2S ENGINEERING INC	\$4,667	\$4,667	\$4,667	\$0	100.00%
	\$4,667	\$4,667	\$4,667	\$0	100.00%
4.05 DSA Review Fees					
UNCOMMITTED	\$0	\$0	\$0	\$0	
DIVISION OF STATE ARCHITECT	\$94,585	\$94,585	\$94,585	\$0	100.00%
	\$94,585	\$94,585	\$94,585	\$0	100.00%
4.06 Postage, Printing & Advertising					
UNCOMMITTED	\$0	\$0	\$0	\$0	
AMERICAN REPROGRAPHICS CO LLC	\$7,630	\$7,630	\$7,630	\$0	100.00%
SOUTHERN CALIFORNIA NEWS GROUP	\$1,264	\$1,264	\$1,264	\$0	100.00%
	\$8,894	\$8,894	\$8,894	\$0	100.00%
4.07 DSA Inspection (IOR)					
UNCOMMITTED	\$0	\$0	\$0	\$0	
KNOWLAND CONSTRUCTION SERVICES	\$96,985	\$96,985	\$96,985	\$0	100.00%
	\$96,985	\$96,985	\$96,985	\$0	100.00%
4.08 DSA Construction Phase Testing (LOR)					
UNCOMMITTED	\$0	\$0	\$0	\$0	
NINYO & MOORE	\$112,544	\$112,544	\$112,544	\$0	100.00%
	\$112,544	\$112,544	\$112,544	\$0	100.00%
4.11 Preliminary Testing (Hazmat, Topo, Geo, etc)					
UNCOMMITTED	\$0	\$0	\$0	\$0	
ENVIRONMENTAL NETWORK CORPORATION	\$9,012	\$9,012	\$9,012	\$0	100.00%
	\$9,012	\$9,012	\$9,012	\$0	100.00%



**Measure S Bond Program
Financial Report for February 2023
Budget vs Actuals by School and Budget Category with Vendor Detail**

QSS Data thru 03/31/2023

	Budget	Contracted to Date	Expended to Date	Quarterly Expense Jan '23 - Mar '23	% Expended
Total 392-9520 Orange HS Site Improvements (DSA 04-116673)	\$8,081,083	\$8,081,083	\$8,081,083	\$0	100.00%
392-9520 Orange HS Phase II (DSA 04-120151)					
1. Design Cost					
1.01 Architect					
UNCOMMITTED	\$179,704	\$0	\$0	\$0	
LIONAKIS	\$1,449,215	\$1,449,215	\$1,066,738	\$49,194	73.61%
	\$1,628,919	\$1,449,215	\$1,066,738	\$49,194	65.49%
2. Construction Cost					
2.01 Construction					
UNCOMMITTED	\$0	\$0	\$0	\$0	
PCL CONSTRUCTION SERVICES	\$19,690,000	\$19,690,000	\$656,817	\$656,817	3.34%
	\$19,690,000	\$19,690,000	\$656,817	\$656,817	3.34%
2.02 OFCI and Other Construction					
UNCOMMITTED	\$520,711	\$0	\$0	\$0	
AMS.NET	\$59,781	\$59,781	\$0	\$0	0.00%
DAHLBERG, KENT & AMY dba NEW DIMENSION	\$378,071	\$378,071	\$299,899	\$200,833	79.32%
GIANNELLI ELECTRIC INC	\$35,816	\$35,816	\$12,464	\$5,816	34.80%
INTER-PACIFIC INC	\$11,056	\$11,056	\$0	\$0	0.00%
OTIS WORLDWIDE CORP	\$4,446	\$4,446	\$4,446	\$4,446	100.00%
	\$1,009,881	\$489,170	\$316,809	\$211,095	31.37%
3. Program and Construction Management					
3.01 Program Management Fees					
UNCOMMITTED	\$321,632	\$0	\$0	\$0	
CUMMING CONSTRUCTION MGMT INC	\$400,909	\$400,909	\$291,210	\$60,377	72.64%
	\$722,541	\$400,909	\$291,210	\$60,377	40.30%
3.02 Construction Management Fees					
UNCOMMITTED	\$559,137	\$0	\$0	\$0	
CORDOBA CORPORATION	\$556,512	\$556,512	\$255,999	\$91,830	46.00%
	\$1,115,649	\$556,512	\$255,999	\$91,830	22.95%
4. Construction Support Costs					
4.01 Rentals					
UNCOMMITTED	\$33,324	\$0	\$0	\$0	
ELITE MODULAR LEASING & SALES INC	\$166,676	\$166,676	\$101,212	\$101,212	60.72%
MOBILE MINI	\$17,699	\$17,699	\$8,373	\$2,914	47.31%
	\$217,699	\$184,375	\$109,585	\$104,126	50.34%
4.02 Title, Environmental, Stormwater Management					



**Measure S Bond Program
Financial Report for February 2023
Budget vs Actuals by School and Budget Category with Vendor Detail**

QSS Data thru 03/31/2023

	Budget	Contracted to Date	Expended to Date	Quarterly Expense Jan '23 - Mar '23	% Expended
UNCOMMITTED	\$51,611	\$0	\$0	\$0	
CITY OF ORANGE (PUBLIC WORKS)	\$3,000	\$3,000	\$3,000	\$0	100.00%
CITY OF ORANGE (WATER DIVISION)	\$2,000	\$2,000	\$2,000	\$0	100.00%
ENVIRONMENTAL AUDIT INC	\$7,590	\$7,590	\$2,388	\$0	31.46%
	\$64,201	\$12,590	\$7,388	\$0	11.51%
4.03 Commissioning					
UNCOMMITTED	\$22,549	\$0	\$0	\$0	
P2S ENGINEERING INC	\$20,251	\$20,251	\$4,100	\$0	20.25%
	\$42,800	\$20,251	\$4,100	\$0	9.58%
4.05 DSA Review Fees					
UNCOMMITTED	\$111,133	\$0	\$0	\$0	
DIVISION OF STATE ARCHITECT	\$156,367	\$156,367	\$156,367	\$2,817	100.00%
	\$267,500	\$156,367	\$156,367	\$2,817	58.45%
4.06 Postage, Printing & Advertising					
UNCOMMITTED	\$7,549	\$0	\$0	\$0	
AMERICAN REPROGRAPHICS CO LLC	\$18,579	\$18,579	\$14,181	\$1,363	76.33%
SOUTHERN CALIFORNIA NEWS GROUP	\$7,372	\$7,372	\$6,939	\$0	94.12%
	\$33,501	\$25,952	\$21,120	\$1,363	63.04%
4.07 DSA Inspection (IOR)					
UNCOMMITTED	\$33,248	\$0	\$0	\$0	
KNOWLAND CONSTRUCTION SERVICES	\$466,752	\$466,752	\$0	\$0	0.00%
	\$500,000	\$466,752	\$0	\$0	0.00%
4.08 DSA Construction Phase Testing (LOR)					
UNCOMMITTED	\$73,481	\$0	\$0	\$0	
AMERICAN ENGINEERING LABORATORIES INC	\$376,519	\$376,519	\$0	\$0	0.00%
	\$450,000	\$376,519	\$0	\$0	0.00%
4.09 Relocation					
UNCOMMITTED	\$9,334	\$0	\$0	\$0	
BELTMANN GROUP, INC	\$24,855	\$24,855	\$24,855	\$4,916	100.00%
CDW GOVERNMENT INC	\$1,762	\$1,762	\$1,762	\$0	100.00%
CLEAN EARTH ENVIRONMENTAL	\$5,000	\$5,000	\$0	\$0	0.00%
KONICA MINOLTA BUSINESS SOLUTIONS	\$800	\$800	\$800	\$0	100.00%
ULINE INC	\$1,250	\$1,250	\$842	\$0	67.35%
	\$43,000	\$33,666	\$28,258	\$4,916	65.72%
4.11 Preliminary Testing (Hazmat, Topo, Geo, etc)					
UNCOMMITTED	\$13,665	\$0	\$0	\$0	
CANNON CORPORATION	\$50,000	\$50,000	\$35,076	\$0	70.15%
ENVIRONMENTAL NETWORK CORPORATION	\$30,380	\$30,380	\$23,175	\$16,825	76.28%
NINYO & MOORE	\$20,955	\$20,955	\$20,955	\$0	100.00%
	\$115,000	\$101,335	\$79,206	\$16,825	68.87%



**Measure S Bond Program
Financial Report for February 2023
Budget vs Actuals by School and Budget Category with Vendor Detail**

QSS Data thru 03/31/2023

	Budget	Contracted to Date	Expended to Date	Quarterly Expense Jan '23 - Mar '23	% Expended
4.12 Utility Connection Fees (Local Permits)					
UNCOMMITTED	\$32,100	\$0	\$0	\$0	
	\$32,100	\$0	\$0	\$0	0.00%
4.13 FF&E (Laboratory Tables and Chairs, other)					
UNCOMMITTED	\$600,025	\$0	\$0	\$0	
AMS.NET	\$2,563	\$2,563	\$0	\$0	0.00%
ULINE INC	\$8,631	\$8,631	\$8,631	\$0	100.00%
	\$611,219	\$11,194	\$8,631	\$0	1.41%
4.15 Miscellaneous Fees					
UNCOMMITTED	\$0	\$0	\$0	\$0	
OUSD COST OF INTEREST DISTRIBUTION	\$429	\$429	\$429	\$0	100.00%
	\$429	\$429	\$429	\$0	100.00%
5. Contingency					
5.01 Construction Contingency					
UNCOMMITTED	\$1,969,000	\$0	\$0	\$0	
	\$1,969,000	\$0	\$0	\$0	0.00%
Total 392-9520 Orange HS Phase II (DSA 04-120151)	\$28,513,439	\$23,975,235	\$3,002,656	\$1,199,359	10.53%
392-9520 Orange HS Unallocated Bond Funds					
5. Unallocated Bond Funds					
FD22 Measure S Bond Funds					
UNCOMMITTED	\$2,827,287	\$0	\$0	\$0	
	\$2,827,287	\$0	\$0	\$0	0.00%
FD22 Measure S Interest					
UNCOMMITTED	\$264,313	\$0	\$0	\$0	
	\$264,313	\$0	\$0	\$0	0.00%
Total 392-9520 Orange HS Unallocated Bond Funds	\$3,091,600	\$0	\$0	\$0	0.00%
Orange High School	\$73,923,394	\$66,293,590	\$45,309,510	\$1,260,863	61.29%
Villa Park High School					
394-0000 Villa Park HS IP Surveillance Camera and Systems					
4. Construction Support Costs					
4.13 FF&E (Laboratory Tables and Chairs, other)					
UNCOMMITTED	\$0	\$0	\$0	\$0	
CDW GOVERNMENT INC	\$32,182	\$32,182	\$32,182	\$0	100.00%



Measure S Bond Program
Financial Report for February 2023
Budget vs Actuals by School and Budget Category with Vendor Detail

QSS Data thru 03/31/2023

	Budget	Contracted to Date	Expended to Date	Quarterly Expense Jan '23 - Mar '23	% Expended
DIGITAL NETWORKS GROUP INC (F/I IP Camera Software)	\$8,635	\$8,635	\$8,635	\$0	100.00%
INTER-PACIFIC INC	\$22,133	\$22,133	\$22,133	\$0	100.00%
	\$62,949	\$62,949	\$62,949	\$0	100.00%
Total 394-0000 Villa Park HS IP Surveillance Camera and Systems	\$62,949	\$62,949	\$62,949	\$0	100.00%
394-9520 Villa Park HS Science Center (DSA 04-117022)					
1. Design Cost					
1.01 Architect					
UNCOMMITTED	\$6,238	\$0	\$0	\$0	
DKS ASSOCIATES	\$80,657	\$80,657	\$80,657	\$0	100.00%
LIONAKIS	\$14,059	\$14,059	\$14,059	\$0	100.00%
LPA INC	\$2,359,536	\$2,359,536	\$2,193,391	\$16,056	92.96%
	\$2,460,490	\$2,454,252	\$2,288,107	\$16,056	92.99%
2. Construction Cost					
2.01 Construction					
UNCOMMITTED	\$331,877	\$0	\$0	\$0	
ANGELES CONTRACTOR, INC	\$20,715,102	\$20,715,102	\$19,865,514	\$0	95.90%
	\$21,046,978	\$20,715,102	\$19,865,514	\$0	94.39%
2.02 OFCI and Other Construction					
UNCOMMITTED	\$72,156	\$0	\$0	\$0	
ACCO ENGINEERED SYSTEMS INC	\$150,829	\$150,829	\$150,829	\$0	100.00%
AMERICAN REPROGRAPHICS CO LLC	\$1,026	\$1,026	\$0	\$0	0.00%
ANIXTER	\$7,312	\$7,312	\$7,312	\$0	100.00%
ARROW RESTAURANT EQUIPMENT	\$13,869	\$13,869	\$13,869	\$0	100.00%
BLUE RIBBON TROPHY	\$1,323	\$1,323	\$1,323	\$1,323	100.00%
CAROLINA BIOLOGICAL SUPPLY	\$25,611	\$25,611	\$25,611	\$0	100.00%
CDW GOVERNMENT INC	\$1,780	\$1,780	\$1,780	\$0	100.00%
DAHLBERG, KENT & AMY dba NEW DIMENSION	\$25,722	\$25,722	\$25,722	\$0	100.00%
DEVELOPMENT GROUP INC	\$52,937	\$52,937	\$52,937	\$0	100.00%
FISHER SCIENCE EDUCATION	\$25,951	\$25,951	\$25,951	\$0	100.00%
FLINN SCIENTIFIC INC	\$12,364	\$12,364	\$12,364	\$0	100.00%
SIGNATURE PAINTING	\$15,000	\$15,000	\$15,000	\$15,000	100.00%
TIME & ALARM SYSTEMS	\$45,029	\$45,029	\$10,886	\$10,721	24.17%
VERNES PLUMBING	\$8,285	\$8,285	\$8,285	\$0	100.00%
VISTA PAINT	\$644	\$644	\$644	\$0	100.00%
WW GRAINGER INC	\$4,617	\$4,617	\$4,617	\$0	100.00%
	\$464,454	\$392,299	\$357,130	\$27,044	76.89%



**Measure S Bond Program
Financial Report for February 2023
Budget vs Actuals by School and Budget Category with Vendor Detail**

QSS Data thru 03/31/2023

	Budget	Contracted to Date	Expended to Date	Quarterly Expense Jan '23 - Mar '23	% Expended
3. Program and Construction Management					
3.01 Program Management Fees					
UNCOMMITTED	\$0	\$0	\$0	\$0	
CORDOBA CORPORATION	\$0	\$0	\$0	\$0	
CUMMING CONSTRUCTION MGMT INC	\$1,002,124	\$1,002,124	\$970,897	\$12,054	96.88%
	\$1,002,124	\$1,002,124	\$970,897	\$12,054	96.88%
3.02 Construction Management Fees					
UNCOMMITTED	\$0	\$0	\$0	\$0	
CORDOBA CORPORATION	\$2,470,528	\$2,470,528	\$2,457,319	\$13,013	99.47%
	\$2,470,528	\$2,470,528	\$2,457,319	\$13,013	99.47%
4. Construction Support Costs					
4.02 Title, Environmental, Stormwater Management					
UNCOMMITTED	\$0	\$0	\$0	\$0	
CHICAGO TITLE COMPANY	\$750	\$750	\$750	\$0	100.00%
PLACEWORKS INC	\$73,237	\$73,237	\$73,237	\$0	100.00%
STATE WATER RESOURCES CONTROL BOARD (SWRCB)	\$484	\$484	\$484	\$0	100.00%
	\$74,471	\$74,471	\$74,471	\$0	100.00%
4.03 Commissioning					
UNCOMMITTED	\$1	\$0	\$0	\$0	
CEPA OPERATIONS	\$1,840	\$1,840	\$1,840	\$0	100.00%
P2S ENGINEERING INC	\$30,975	\$30,975	\$28,164	\$0	90.92%
	\$32,816	\$32,815	\$30,004	\$0	91.43%
4.05 DSA Review Fees					
UNCOMMITTED	\$51,922	\$0	\$0	\$0	
DIVISION OF STATE ARCHITECT	\$289,250	\$289,250	\$289,250	\$0	100.00%
	\$341,172	\$289,250	\$289,250	\$0	84.78%
4.06 Postage, Printing & Advertising					
UNCOMMITTED	\$0	\$0	\$0	\$0	
AMERICAN REPROGRAPHICS CO LLC	\$12,670	\$12,670	\$12,670	\$0	100.00%
SOUTHERN CALIFORNIA NEWS GROUP	\$1,768	\$1,768	\$1,768	\$0	100.00%
	\$14,438	\$14,438	\$14,438	\$0	100.00%
4.07 DSA Inspection (IOR)					
UNCOMMITTED	\$0	\$0	\$0	\$0	
BPI INSPECTION SERVICE	\$329,229	\$329,229	\$319,975	-\$6,840	97.19%
	\$329,229	\$329,229	\$319,975	-\$6,840	97.19%
4.08 DSA Construction Phase Testing (LOR)					
UNCOMMITTED	\$0	\$0	\$0	\$0	
NINYO & MOORE	\$568,109	\$568,109	\$568,109	\$0	100.00%
	\$568,109	\$568,109	\$568,109	\$0	100.00%



**Measure S Bond Program
Financial Report for February 2023
Budget vs Actuals by School and Budget Category with Vendor Detail**

QSS Data thru 03/31/2023

	Budget	Contracted to Date	Expended to Date	Quarterly Expense Jan '23 - Mar '23	% Expended
4.09 Relocation					
UNCOMMITTED	\$0	\$0	\$0	\$0	
BELTMANN GROUP, INC	\$4,748	\$4,748	\$4,748	\$0	100.00%
ULINE INC	\$1,365	\$1,365	\$1,365	\$0	100.00%
	\$6,113	\$6,113	\$6,113	\$0	100.00%
4.11 Preliminary Testing (Hazmat, Topo, Geo, etc)					
UNCOMMITTED	\$0	\$0	\$0	\$0	
CALIFORNIA GEOLOGICAL SURVEY (Geology and Seismology Review)	\$3,600	\$3,600	\$3,600	\$0	100.00%
ENVIRONMENTAL NETWORK CORPORATION	\$19,085	\$19,085	\$19,085	\$0	100.00%
LEIGHTON CONSULTING INC (Geotechnical Engineering)	\$16,549	\$16,549	\$16,549	\$0	100.00%
PSOMAS	\$21,034	\$21,034	\$21,034	\$0	100.00%
RMA GROUP (dba SITESCAN)	\$44,890	\$44,890	\$44,890	\$0	100.00%
SPECTRUM FIRE PROTECTION (Fire Hydrant Flow Test)	\$1,000	\$1,000	\$1,000	\$0	100.00%
	\$106,158	\$106,158	\$106,158	\$0	100.00%
4.12 Utility Connection Fees (Local Permits)					
UNCOMMITTED	\$0	\$0	\$0	\$0	
SOUTHERN CALIFORNIA EDISON	\$400	\$400	\$400	\$0	100.00%
STATE WATER RESOURCES CONTROL BOARD (SWRCB)	\$2,299	\$2,299	\$2,299	\$0	100.00%
	\$2,699	\$2,699	\$2,699	\$0	100.00%
4.13 FF&E (Laboratory Tables and Chairs, other)					
UNCOMMITTED	\$4,525	\$0	\$0	\$0	
AMS.NET	\$3,754	\$3,754	\$3,754	\$0	100.00%
CDW GOVERNMENT INC	\$60,305	\$60,305	\$60,305	\$0	100.00%
CULVER-NEWLIN INC	\$12,359	\$12,359	\$12,359	\$0	100.00%
FISHER SCIENCE EDUCATION	\$6,574	\$6,574	\$6,574	\$0	100.00%
FLINN SCIENTIFIC INC	\$4,162	\$4,162	\$4,162	\$0	100.00%
GORM	\$10,205	\$10,205	\$10,205	\$0	100.00%
HILLYARD INC	\$9,910	\$9,910	\$9,910	\$0	100.00%
INTER-PACIFIC INC	\$7,325	\$7,325	\$7,325	\$0	100.00%
PERFORMANCE HEALTH SUPPLY (DBA MEDCO)	\$2,065	\$2,065	\$2,065	\$0	100.00%
SIERRA SCHOOL EQUIPMENT COMPANY	\$506,325	\$506,325	\$502,500	\$0	99.24%
TIME & ALARM SYSTEMS	\$13,512	\$13,512	\$6,896	\$0	51.03%
TURTLE STORAGE dba AMERICAN BICYCLE CO	\$6,871	\$6,871	\$6,871	\$0	100.00%
VWR INTERNATIONAL LLC	\$47,922	\$47,922	\$47,922	\$0	100.00%
	\$695,813	\$691,288	\$680,847	\$0	97.85%
4.15 Miscellaneous Fees					
UNCOMMITTED	\$0	\$0	\$0	\$0	
OUSD COST OF INTEREST DISTRIBUTION	\$51,035	\$51,035	\$51,035	\$0	100.00%
	\$51,035	\$51,035	\$51,035	\$0	100.00%



**Measure S Bond Program
Financial Report for February 2023
Budget vs Actuals by School and Budget Category with Vendor Detail**

QSS Data thru 03/31/2023

	Budget	Contracted to Date	Expended to Date	Quarterly Expense Jan '23 - Mar '23	% Expended
Total 394-9520 Villa Park HS Science Center (DSA 04-117022)	\$29,666,628	\$29,199,909	\$28,082,066	\$61,326	94.66%
394-9520 Villa Park HS Interim Housing (DSA 04-116788)					
1. Design Cost					
1.01 Architect					
UNCOMMITTED	\$0	\$0	\$0	\$0	
LPA INC	\$70,000	\$70,000	\$70,000	\$0	100.00%
	\$70,000	\$70,000	\$70,000	\$0	100.00%
2. Construction Cost					
2.01 Construction					
UNCOMMITTED	\$0	\$0	\$0	\$0	
ANGELES CONTRACTOR, INC	\$1,074,556	\$1,074,556	\$1,074,556	\$0	100.00%
	\$1,074,556	\$1,074,556	\$1,074,556	\$0	100.00%
2.02 OFCI and Other Construction					
UNCOMMITTED	\$0	\$0	\$0	\$0	
ACCO ENGINEERED SYSTEMS INC	\$36,527	\$36,527	\$36,527	\$0	100.00%
	\$36,527	\$36,527	\$36,527	\$0	100.00%
4. Construction Support Costs					
4.01 Rental					
UNCOMMITTED	\$0	\$0	\$0	\$0	
ELITE MODULAR LEASING & SALES INC	\$690,571	\$690,571	\$690,571	\$67,600	100.00%
	\$690,571	\$690,571	\$690,571	\$67,600	100.00%
4.05 DSA Review Fees					
UNCOMMITTED	\$0	\$0	\$0	\$0	
DIVISION OF STATE ARCHITECT	\$24,163	\$24,163	\$24,163	\$0	100.00%
	\$24,163	\$24,163	\$24,163	\$0	100.00%
4.07 DSA Inspection (IOR)					
UNCOMMITTED	\$0	\$0	\$0	\$0	
BPI INSPECTION SERVICE	\$43,265	\$43,265	\$43,265	\$0	100.00%
	\$43,265	\$43,265	\$43,265	\$0	100.00%
4.08 DSA Construction Phase Testing (LOR)					
UNCOMMITTED	\$0	\$0	\$0	\$0	
NINYO & MOORE	\$41,908	\$41,908	\$41,908	\$0	100.00%
	\$41,908	\$41,908	\$41,908	\$0	100.00%
4.09 Relocation					
UNCOMMITTED	\$0	\$0	\$0	\$0	
BELTMANN GROUP, INC	\$4,640	\$4,640	\$4,640	\$0	100.00%
	\$4,640	\$4,640	\$4,640	\$0	100.00%



Measure S Bond Program
Financial Report for February 2023
Budget vs Actuals by School and Budget Category with Vendor Detail

QSS Data thru 03/31/2023

	Budget	Contracted to Date	Expended to Date	Quarterly Expense Jan '23 - Mar '23	% Expended
Total 394-9520 Villa Park HS Interim Housing (DSA 04-116788)	\$1,985,629	\$1,985,629	\$1,985,629	\$67,600	100.00%
394-9520 Villa Park HS Parking and Drop Off (DSA 04-118521)					
1. Design Cost					
1.01 Architect					
UNCOMMITTED	\$0	\$0	\$0	\$0	
LPA INC	\$107,305	\$107,305	\$59,506	\$0	55.45%
	\$107,305	\$107,305	\$59,506	\$0	55.45%
2. Construction Cost					
2.01 Construction					
UNCOMMITTED	\$0	\$0	\$0	\$0	
ANGELES CONTRACTOR, INC	\$2,700,000	\$2,700,000	\$2,594,435	\$0	96.09%
	\$2,700,000	\$2,700,000	\$2,594,435	\$0	96.09%
2.02 OFCI and Other Construction					
UNCOMMITTED	\$0	\$0	\$0	\$0	
WW GRAINGER INC	\$1,536	\$1,536	\$1,536	\$0	100.00%
	\$1,536	\$1,536	\$1,536	\$0	100.00%
4. Construction Support Costs					
4.05 DSA Review Fees					
UNCOMMITTED	\$0	\$0	\$0	\$0	
DIVISION OF STATE ARCHITECT	\$38,262	\$38,262	\$38,262	\$0	100.00%
	\$38,262	\$38,262	\$38,262	\$0	100.00%
4.06 Postage, Printing & Advertising					
UNCOMMITTED	\$0	\$0	\$0	\$0	
AMERICAN REPROGRAPHICS CO LLC	\$476	\$476	\$476	\$0	100.00%
	\$476	\$476	\$476	\$0	100.00%
4.07 DSA Inspection (IOR)					
UNCOMMITTED	\$0	\$0	\$0	\$0	
BPI INSPECTION SERVICE	\$44,690	\$44,690	\$40,074	\$0	89.67%
	\$44,690	\$44,690	\$40,074	\$0	89.67%
4.08 DSA Construction Phase Testing (LOR)					
UNCOMMITTED	\$0	\$0	\$0	\$0	
NINYO & MOORE	\$75,273	\$75,273	\$75,273	\$0	100.00%
	\$75,273	\$75,273	\$75,273	\$0	100.00%
Total 394-9520 Villa Park HS Parking and Drop Off (DSA 04-118521)	\$2,967,542	\$2,967,542	\$2,809,562	\$0	94.68%



Measure S Bond Program
Financial Report for February 2023
Budget vs Actuals by School and Budget Category with Vendor Detail

QSS Data thru 03/31/2023

	Budget	Contracted to Date	Expended to Date	Quarterly Expense Jan '23 - Mar '23	% Expended
394-9520 Villa Park HS Phase II (DSA 04-119694)					
1. Design Cost					
1.01 Architect					
UNCOMMITTED	\$243,101	\$0	\$0	\$0	
LPA INC	\$1,898,600	\$1,898,600	\$1,343,913	\$42,866	70.78%
	\$2,141,701	\$1,898,600	\$1,343,913	\$42,866	62.75%
2. Construction Cost					
2.01 Construction					
UNCOMMITTED	\$0	\$0	\$0	\$0	
PINNER CONSTRUCTION	\$26,659,000	\$26,659,000	\$1,708,854	\$1,708,854	6.41%
	\$26,659,000	\$26,659,000	\$1,708,854	\$1,708,854	6.41%
2.02 OFCI and Other Construction					
UNCOMMITTED	\$427,027	\$0	\$0	\$0	
DAHLBERG, KENT & AMY dba NEW DIMENSION	\$6,302	\$6,302	\$0	\$0	0.00%
GIANNELLI ELECTRIC INC	\$10,000	\$10,000	\$4,385	\$4,385	43.85%
	\$443,329	\$16,302	\$4,385	\$4,385	0.99%
3. Program and Construction Management					
3.01 Program Management Fees					
UNCOMMITTED	\$488,542	\$0	\$0	\$0	
CUMMING CONSTRUCTION MGMT INC	\$429,619	\$429,619	\$286,888	\$78,557	66.78%
	\$918,160	\$429,619	\$286,888	\$78,557	31.25%
3.02 Construction Management Fees					
UNCOMMITTED	\$453,714	\$0	\$0	\$0	
CORDOBA CORPORATION	\$564,363	\$564,363	\$288,063	\$129,100	51.04%
	\$1,018,076	\$564,363	\$288,063	\$129,100	28.29%
4. Construction Support Costs					
4.01 Rental					
UNCOMMITTED	\$67,634	\$0	\$0	\$0	
ELITE MODULAR LEASING & SALES INC	\$246,489	\$246,489	\$55,644	\$55,644	22.57%
WARE DISPOSAL	\$2,877	\$2,877	\$2,877	\$0	100.00%
	\$317,000	\$249,366	\$58,522	\$55,644	18.46%
4.02 Title, Environmental, Stormwater Management					
UNCOMMITTED	\$12,203	\$0	\$0	\$0	
ENVIRONMENTAL AUDIT INC	\$36,880	\$36,880	\$4,766	\$0	12.92%
	\$49,083	\$36,880	\$4,766	\$0	9.71%
4.03 Commissioning					
UNCOMMITTED	\$5,271	\$0	\$0	\$0	



**Measure S Bond Program
Financial Report for February 2023
Budget vs Actuals by School and Budget Category with Vendor Detail**

QSS Data thru 03/31/2023

	Budget	Contracted to Date	Expended to Date	Quarterly Expense Jan '23 - Mar '23	% Expended
P2S ENGINEERING INC	\$32,729	\$32,729	\$7,700	\$0	23.53%
	\$38,000	\$32,729	\$7,700	\$0	20.26%
4.05 DSA Review Fees					
UNCOMMITTED	\$61,250	\$0	\$0	\$0	
DIVISION OF STATE ARCHITECT	\$188,750	\$188,750	\$188,750	\$0	100.00%
	\$250,000	\$188,750	\$188,750	\$0	75.50%
4.06 Postage, Printing & Advertising					
UNCOMMITTED	\$4,802	\$0	\$0	\$0	
AMERICAN REPROGRAPHICS CO LLC	\$12,000	\$12,000	\$5,826	\$1,592	48.55%
SOUTHERN CALIFORNIA NEWS GROUP	\$3,500	\$3,500	\$2,918	\$0	83.38%
T.D. GRAPHICS	\$198	\$198	\$198	\$198	100.00%
ULINE INC	\$0	\$0	\$0	\$0	
	\$20,500	\$15,698	\$8,943	\$1,790	43.62%
4.07 DSA Inspection (IOR)					
UNCOMMITTED	\$28,760	\$0	\$0	\$0	
BPI INSPECTION SERVICE	\$471,240	\$471,240	\$34,020	\$34,020	7.22%
	\$500,000	\$471,240	\$34,020	\$34,020	6.80%
4.08 DSA Construction Phase Testing (LOR)					
UNCOMMITTED	\$73,780	\$0	\$0	\$0	
AMERICAN ENGINEERING LABORATORIES INC	\$426,220	\$426,220	\$0	\$0	0.00%
	\$500,000	\$426,220	\$0	\$0	0.00%
4.09 Relocation					
UNCOMMITTED	\$25,852	\$0	\$0	\$0	
CAPITAL PROTECTION	\$2,898	\$2,898	\$0	\$0	0.00%
CLEAN EARTH ENVIRONMENTAL	\$20,000	\$20,000	\$15,208	\$15,208	76.04%
ULINE INC	\$1,250	\$1,250	\$0	\$0	0.00%
	\$50,000	\$24,148	\$15,208	\$15,208	30.42%
4.11 Preliminary Testing (Hazmat, Topo, Geo, etc)					
UNCOMMITTED	\$17,367	\$0	\$0	\$0	
ENVIRONMENTAL NETWORK CORPORATION	\$22,860	\$22,860	\$17,149	\$12,509	75.02%
NINYO & MOORE	\$53,223	\$53,223	\$53,223	\$0	100.00%
PSOMAS	\$26,550	\$26,550	\$26,550	\$0	100.00%
	\$120,000	\$102,633	\$96,922	\$12,509	80.77%
4.12 Utility Connection Fees (Local Permits)					
UNCOMMITTED	\$32,100	\$0	\$0	\$0	
	\$32,100	\$0	\$0	\$0	0.00%
4.13 FF&E (Laboratory Tables and Chairs, other)					
UNCOMMITTED	\$600,000	\$0	\$0	\$0	
	\$600,000	\$0	\$0	\$0	0.00%
4.15 Miscellaneous Fees					



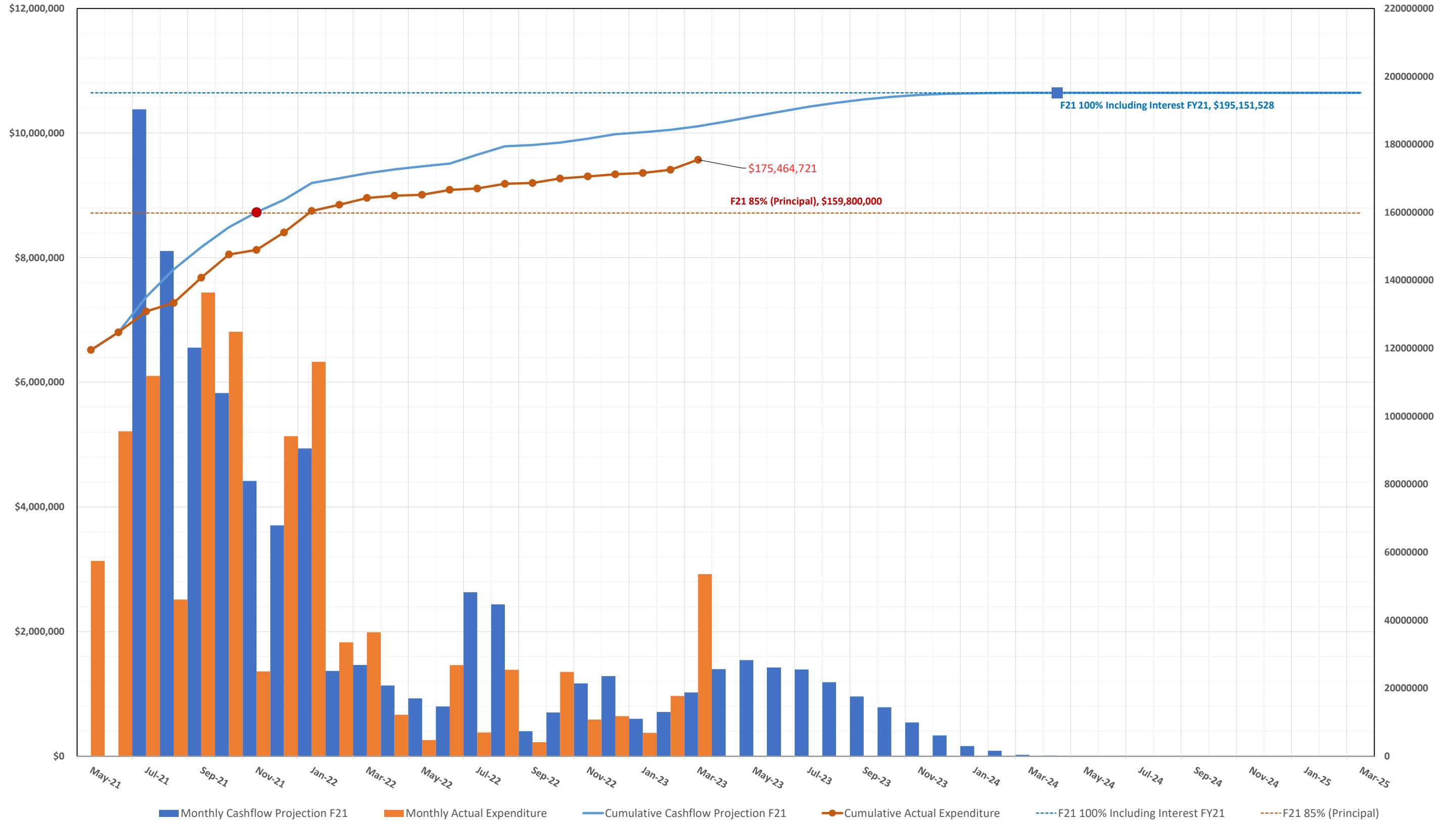
Measure S Bond Program
Financial Report for February 2023
Budget vs Actuals by School and Budget Category with Vendor Detail

QSS Data thru 03/31/2023

	Budget	Contracted to Date	Expended to Date	Quarterly Expense Jan '23 - Mar '23	% Expended
UNCOMMITTED	\$0	\$0	\$0	\$0	
OUSD COST OF INTEREST DISTRIBUTION	\$619	\$619	\$619	\$0	100.00%
	\$619	\$619	\$619	\$0	100.00%
5. Contingency					
5.01 Construction Contingency					
UNCOMMITTED	\$2,665,900	\$0	\$0	\$0	
	\$2,665,900	\$0	\$0	\$0	0.00%
Total 394-9520 Villa Park HS Phase II (DSA 04-119694)	\$36,323,469	\$31,116,167	\$4,047,553	\$2,082,933	11.14%
394-9520 Villa Park HS Unallocated Bond Funds					
5. Unallocated Bond Funds					
FD22 Measure S Bond Funds					
UNCOMMITTED	\$1,093,861	\$0	\$0	\$0	
	\$1,093,861	\$0	\$0	\$0	0.00%
FD22 Measure S Interest					
UNCOMMITTED	\$381,846	\$0	\$0	\$0	
	\$381,846	\$0	\$0	\$0	0.00%
Total 394-9520 Villa Park HS Unallocated Bond Funds	\$1,475,707	\$0	\$0	\$0	0.00%
Villa Park High School	\$72,481,924	\$65,332,197	\$36,987,759	\$2,211,859	51.03%

3.2 Cash Flow Projections

MEASURE S BOND PROGRAM - Series A 2018 CASH FLOW PROJECTION (Phase I and II) Actual Costs thru March 31, 2023, NOT INCLUDING ACCRUALS PENDING PAYMENT Fund 21 Planned Costs Projected as of June 30, 2021



4.0 PROGRAM SUMMARY SCHEDULE



MEASURE S BOND PROGRAM - PHASE I: SCHEDULE SUMMARY

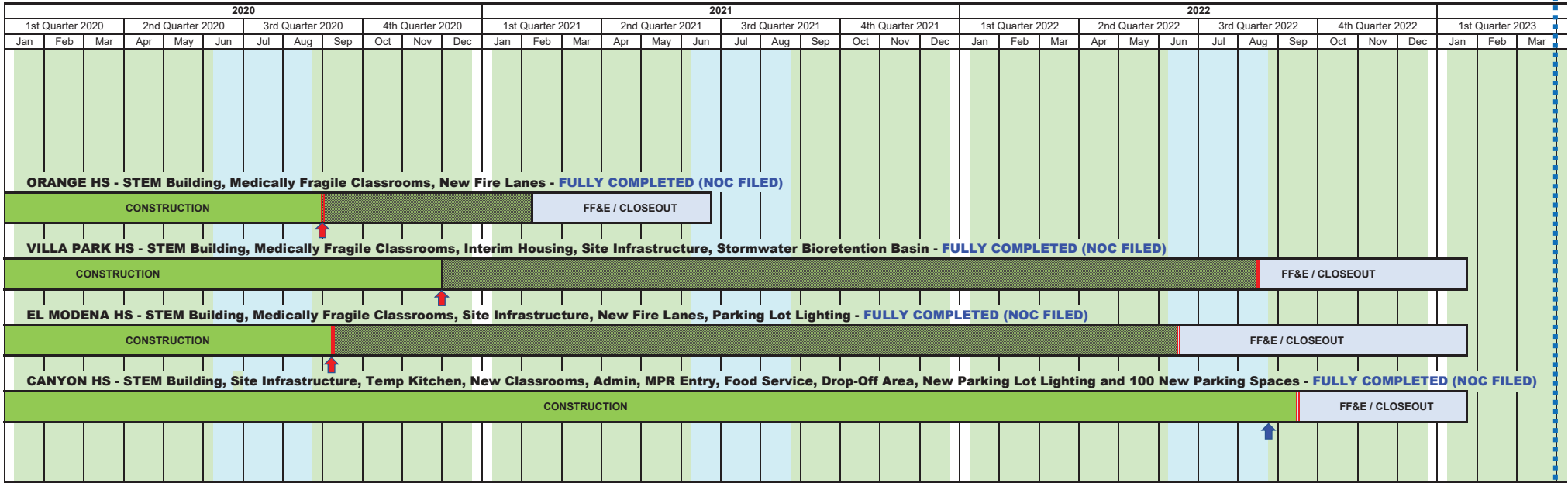
2016			2017												2018												2019																	
4th Quarter 2016			1st Quarter 2017				2nd Quarter 2017				3rd Quarter 2017				4th Quarter 2017			1st Quarter 2018				2nd Quarter 2018				3rd Quarter 2018				4th Quarter 2018			1st Quarter 2019			2nd Quarter 2019			3rd Quarter 2019			4th Quarter 2019		
Oct	Nov	Dec	Jan	Feb	Mar	Apr	May	Jun	Jul	Aug	Sep	Oct	Nov	Dec	Jan	Feb	Mar	Apr	May	Jun	Jul	Aug	Sep	Oct	Nov	Dec	Jan	Feb	Mar	Apr	May	Jun	Jul	Aug	Sep	Oct	Nov	Dec						
<div style="border: 1px solid black; padding: 2px; display: inline-block;">BOND SALE SERIES A - \$188M</div>																																												
ORANGE HS - Site Infrastructure, Move Relocatable Buildings, Bus Drop-Off, Restroom Renovation & Satellite Kitchen - COMPLETED																																												
PROGRAM PHASE			DESIGN PHASE								DSA REVIEW & APPROVAL				BID & AWARD			INFRASTRUCTURE				SATELLITE KITCHEN CONSTRUCTION				FF&E/CLOSEOUT																		
ORANGE HS - STEM Building, Medically Fragile Classrooms, New Fire Lanes - SUBSTANTIALLY COMPLETED (OCCUPIED)																																												
PROGRAM PHASE			DESIGN PHASE								DSA REVIEW & APPROVAL				BID & AWARD				CONSTRUCTION																									
VILLA PARK HS - STEM Building, Medically Fragile Classrooms, Interim Housing, Site Infrastructure, Stormwater Bioretention Basin																																												
PROGRAM PHASE			DESIGN PHASE								DSA REVIEW & APPROVAL				BID & AWARD				CONSTRUCTION																									
EL MODENA HS - STEM Building, Medically Fragile Classrooms, Site Infrastructure, New Fire Lanes, Parking Lot Lighting																																												
PROGRAM PHASE			DESIGN PHASE								DSA REVIEW & APPROVAL				BID & AWARD				CONSTRUCTION																									
CANYON HS - STEM Building, Site Infrastructure, Temporary Kitchen, New Classrooms, Administration, MPR Entry, Food Service, Drop-Off Circulation,																																												
PROGRAM PHASE			DESIGN PHASE												DSA REVIEW & APPROVAL				BID & AWARD																									

- Villa Park HS Schematic Design & Budget Board Approved 6/8/17
- Canyon HS Schematic Design & Budget Board Approved 5/25/17
- El Modena HS Schematic Design & Budget Board Approved 5/11/17
- Orange HS Schematic Design & Budget Board Approved 4/13/17
- Program Manager Starts Work 1/17/17
- Bond Measure S Passes by 62% on 11/8/16



MEASURE S BOND PROGRAM - PHASE I: SCHEDULE SUMMARY

TODAY



TODAY

☐ — SUMMER BREAK

↑ — STEM Building Substantial Completion (Scheduled)

↑ — There is a date under legal negotiation (see monthly report) that may extend this substantial completion date (the dashed section is the extension under review).

|| — There has been a Substantial Completion date change; if approved by the Board of Education (see under specific project for the Change Order # referenced).



MEASURE S BOND PROGRAM - PHASE II: SCHEDULE SUMMARY

2018				2019												2020												2021																	
2018				3rd Quarter 2018			4th Quarter 2018			1st Quarter 2019			2nd Quarter 2019			3rd Quarter 2019			4th Quarter 2019			1st Quarter 2020			2nd Quarter 2020			3rd Quarter 2020			4th Quarter 2020			1st Quarter 2021			2nd Quarter 2021			3rd Quarter 2021			4th Quarter 2021		
Jun	Jul	Aug	Sep	Oct	Nov	Dec	Jan	Feb	Mar	Apr	May	Jun	Jul	Aug	Sep	Oct	Nov	Dec	Jan	Feb	Mar	Apr	May	Jun	Jul	Aug	Sep	Oct	Nov	Dec	Jan	Feb	Mar	Apr	May	Jun	Jul	Aug	Sep	Oct	Nov	Dec			
ORANGE HS - Phase II: New two-story classroom/Admin bldg, Bldg 300 layout admin swing space, demo of existing Bldg 100/200.																																													
PROGRAM PHASE				CONCEPTUAL DESIGN												DESIGN PHASE												DESIGN PHASE						DSA REVIEW & APPROVAL											
VILLA PARK HS - Phase II: New two-story, 18-classroom bldg, accessibility, and restroom upgrades to bldg 100/200, demo of bldg 500, and removal of 19 portable classrooms.																																													
PROGRAM PHASE				CONCEPTUAL DESIGN												DESIGN PHASE												DSA REVIEW & APPROVAL																	
EL MODENA HS - Phase II: Renovation of four (4) classroom bldgs (bldgs 200, 300, 400 and 500), library, bldg 800 (CTE), and expand Admin Bldg, new one-story classroom bldg and two bridges (2nd flr).																																													
PROGRAM PHASE				CONCEPTUAL DESIGN												DESIGN PHASE												DESIGN PHASE						DSA REVIEW & APPROVAL											
CANYON HS - Phase II: Bldg (C) remove and replace HVAC systems, electrical systems, fire alarm, door & hardware, glazing, IT connectivity, insulate bldg, renovate restrooms, reconfigure lounge.																																													
PROGRAM PHASE				CONCEPTUAL DESIGN				DESIGN PHASE												DESIGN PHASE						DSA REVIEW & APPROVAL																			
PHASE 2 PROJECTS (as of August 2019 Monthly Report)																																													
PROGRAM PHASE				CONCEPTUAL / DESIGN PHASE												DSA REVIEW & APPROVAL						CONSTRUCTION (Anticipated Beyond Dec 2021)																							

SUMMER BREAK

- Conceptual Design Board Approved 12/13/18
- Orange HS
- El Modena HS
- Villa Park HS
- Conceptual Design Board Approved 5/9/19 for Canyon HS
- Phase II Design & Budget Board Approved 7/25/19
- Orange HS
- El Modena HS
- Villa Park HS
- Canyon HS

- Phase II Design Document & Construction Estimate Board Approval (Completed)
- Orange HS - November 19, 2020 Board Meeting
- El Modena HS - October 15, 2020 Board Meeting
- Villa Park HS - August 13, 2020 Board Meeting
- Canyon HS - February 11, 2021 Board Meeting



MEASURE S BOND PROGRAM - PHASE II: SCHEDULE SUMMARY

2022												2023												2024																	
1st Quarter 2022			2nd Quarter 2022			3rd Quarter 2022			4th Quarter 2022			1st Quarter 2023			2nd Quarter 2023			3rd Quarter 2023			4th Quarter 2023			1st Quarter 2024			2nd Quarter 2024														
Jan	Feb	Mar	Apr	May	Jun	Jul	Aug	Sep	Oct	Nov	Dec	Jan	Feb	Mar	Apr	May	Jun	Jul	Aug	Sep	Oct	Nov	Dec	Jan	Feb	Mar	Apr	May	Jun	Jul	Aug	Sep	Oct	Nov	Dec	Jan	Feb	Mar	Apr	May	Jun
BOND SALE SERIES B - \$100M																																									
End of Bond Series A Funds (Projected)																																									
ORANGE HS - Phase II: New two-story classroom/Admin bldg, Bldg 300 layout admin swing space, demo of existing Bldg 100/200.																																									
BID (rejected)			Re-BID & AWARD									CONSTRUCTION																													
VILLA PARK HS - Phase II: New two-story, 18-classroom bldg, accessibility, and restroom upgrades to bldg 100/200, demo of bldg. 500, amd removal of 19 portable classrooms.																																									
BID & AWARD						CONSTRUCTION																																			
EL MODENA HS - Phase II: Renovation of four (4) classroom bldgs (bldgs 200, 300, 400 and 500), library, bldg 800 (CTE), and expand Admin Bldg.																																									
BID & AWARD						CONSTRUCTION																																			
CANYON HS - Phase II: Bldg (C) remove and replace HVAC systems, electrical systems, fire alarm, door & hardware, glazing, IT connectivity, insulate bldg, renovate restrooms, and reconfigure lounge.																																									
BID & AWARD						CONSTRUCTION												FF&E / CLOSEOUT																							
PHASE 2 PROJECTS (as of August 2019 Monthly Report)* (Left for reference)																																									
FF&E / CLOSEOUT																																									

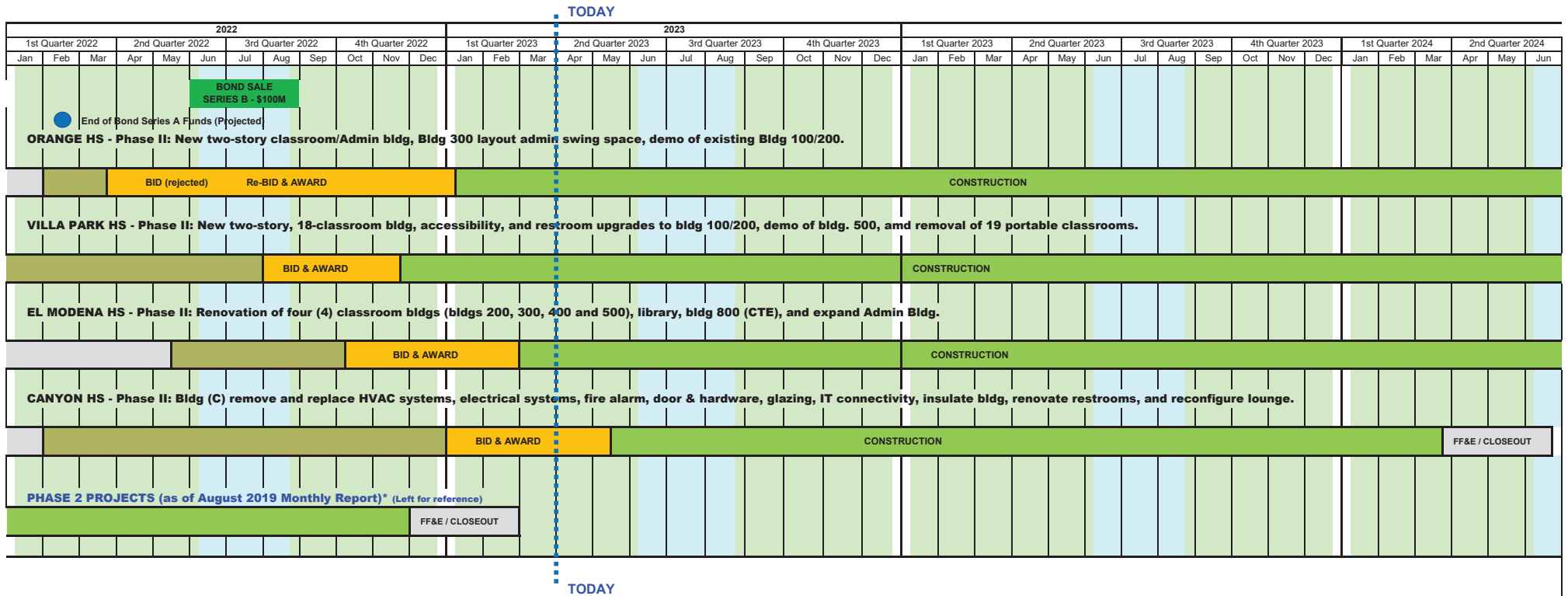
TODAY

TODAY

- SUMMER BREAK
- EXTENDED CONSTRUCTION START
(for Phase II Bond Award)



MEASURE S BOND PROGRAM - PHASE II: SCHEDULE SUMMARY



- SUMMER BREAK
- EXTENDED CONSTRUCTION START
(for Phase II Bond Award)

Board of Education

Rick Ledesma, President
John Ortega, Vice-President
Angie Rumsey, Clerk
Andrea Yamasaki
Kris Erickson
Ana Page
Madison Miner

Ernie Gonzalez, Board Secretary
Acting Superintendent

David A. Rivera
Deputy Superintendent
Business Services

Scott Harvey
Senior Executive Director
Administrative Services



Facilities & Planning Department
Measure S Bond Program
726 W. Collins Avenue
Orange, CA 92867
T: (714) 628-4500